



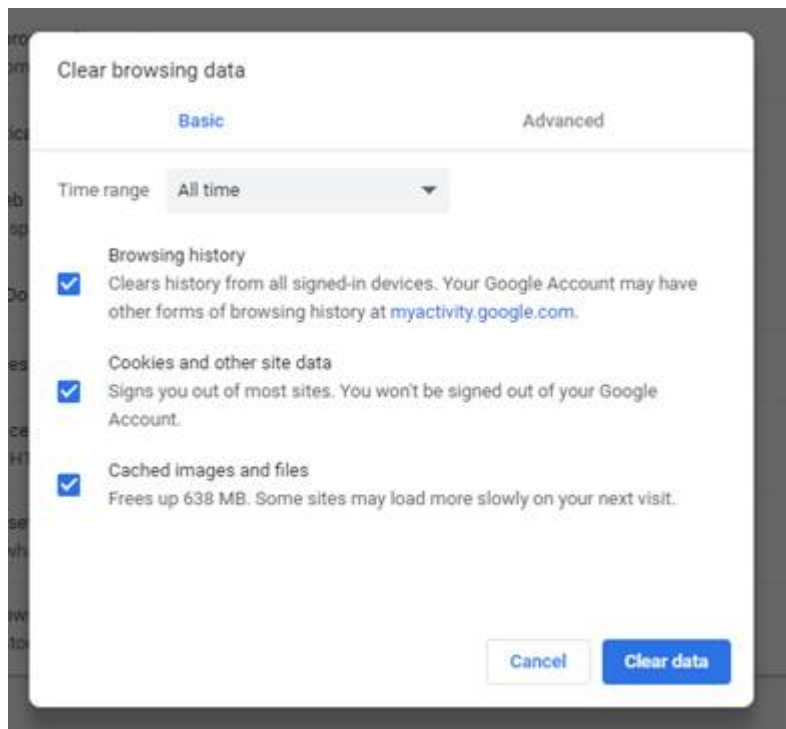
How to Clear a Web Browser's Cache Files & Cookies

Clear Cache in Chrome:

1. Click on the 3 dots on the top right-hand corner 
2. Click on **Settings**
3. Scroll down to 
4. Click Clear Browsing Data



5. Make sure the time range is **All Time** and that at least the bottom two check boxes are checked. Then click **Clear Data**.



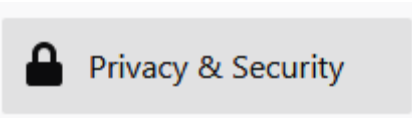
Clear Cache in Firefox

1. Click the **Menu** icon in the top right hand corner



2. Click  Options

3. Click



4. Click **Clear Data**



5. Make sure both check boxes are checked and click **Clear Data**.

