



Information Technology Division

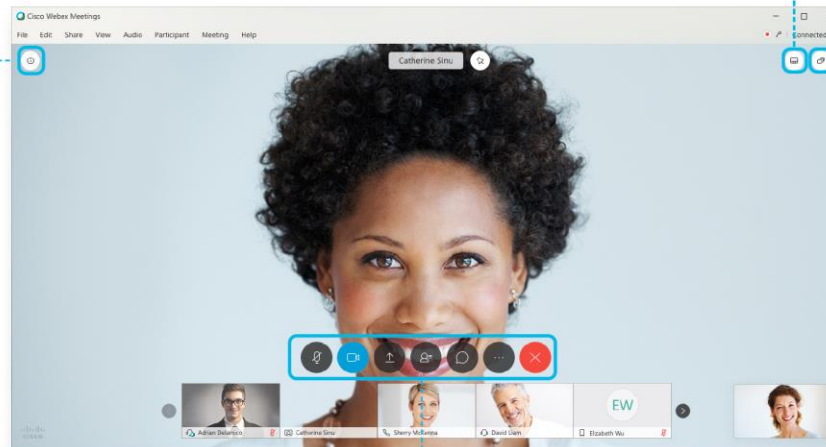
Get Started with Cisco Webex Meetings for Hosts

Video-Centric Experience for Meetings and Events

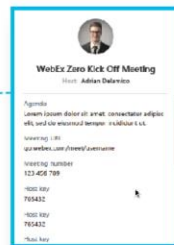


We've expanded the space used for video meetings, added new layouts, and simplified your meeting controls.

Change your **Video Layout** to control where you view video participants and panels on your screen.



Choose **Floating Panel View** to position any panel where you want it - even on a second monitor.



Access the **Meeting Info** to get details about the meeting.

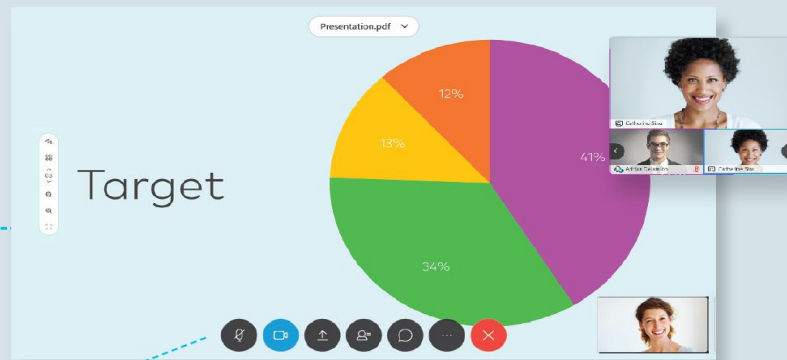
Meeting controls hide when you're not using them and then re-appear when you move your cursor.



Centralized Meeting and Event Controls

Get easy access to all essential meeting controls in one place.

- Annotations
- Thumbnail View
- Page Controls
- Zoom Controls
- Fit to Viewer



- Mute
- Start Video
- Share
- Record
- Participants
- Chat
- More Options
- Leave

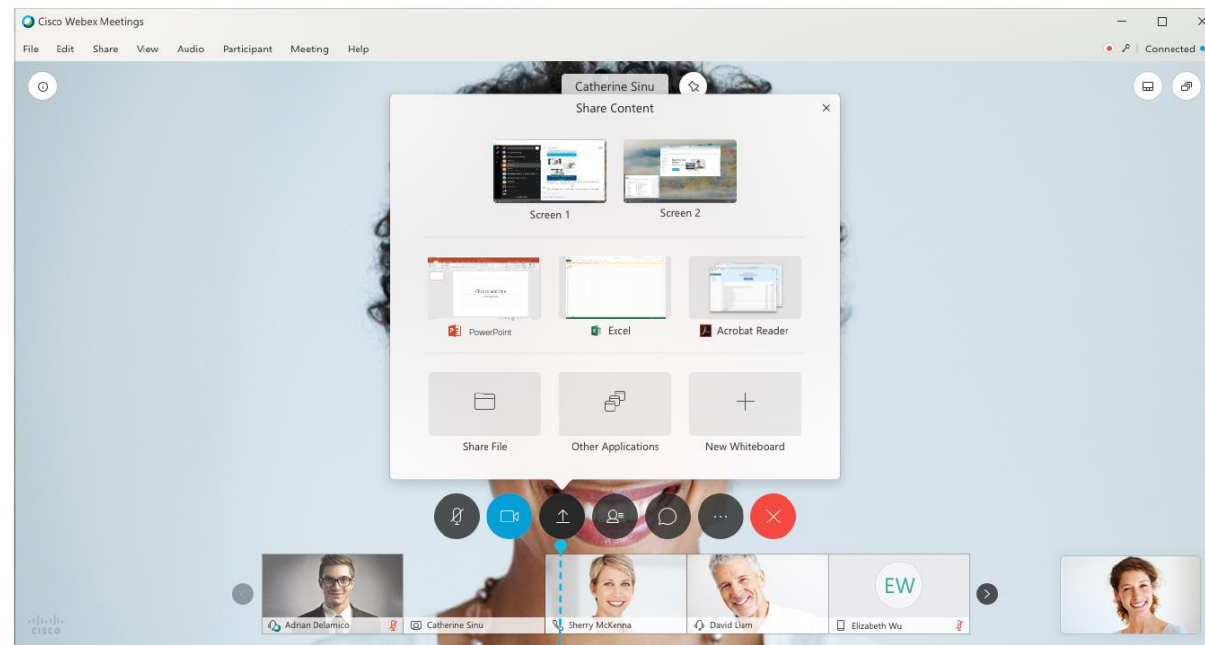
- ### Meetings
- Notes
 - Lock Meeting
 - Start Streaming to Facebook
 - Invite and Remind
 - Copy Meeting Link
 - Audio Connection


- ### Events
- Q&A
 - Polling
 - Multimedia Viewer
 - Lock Event
 - Invite and Remind
 - Copy Event Link


Sharing



The new sharing options show you thumbnails to help you find the content you want to share more quickly.

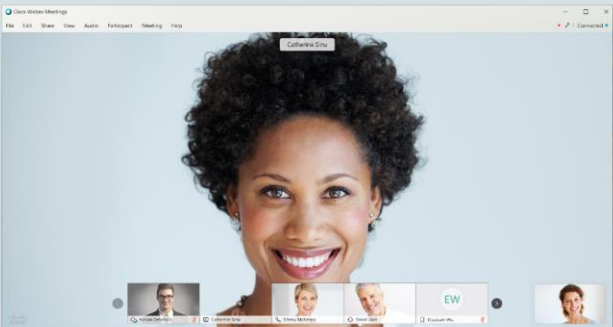


Choose **Share Content**  to share one of your available screens or applications.

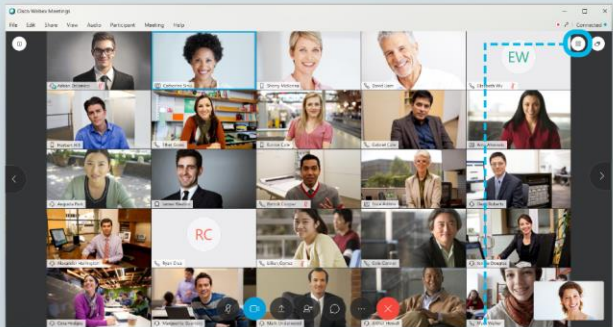


Video Only Layouts

New layouts let you control how you view your meeting.



Active Speaker and Thumbnail View
Focus on who's talking, but still see up to 5 other participants.



click to switch layouts

Grid View
View up to 25 videos simultaneously.



Active Speaker Video View

Grid View

Active Speaker and Thumbnail View