

Annual Operating Budget

**For the Academic Year
September 1, 2019 –
August 31, 2020**

Table of Contents

| | Page |
|--|------|
| Board of Regents | i |
| Administration | ii |
| Ordinance Resolution of Adopting Budget | iii |
| Section 1: Summary of Operating Expenses | 1 |
| Section 1: Summary of Revenue | 2 |
| Section 1: Operating Revenue by Funding Source | 3 |
| Section 2: Budgeted Revenues | |
| Section 3: Budgeted Expenses | |

Board of Regents

| Regent | Term of Office | Position |
|----------------------|-----------------------|---------------------|
| Mark Hall | May 2021 | Chairman |
| Gilbert Santana | May 2023 | Vice Chairman |
| Weston Cotten | May 2021 | Secretary |
| Gina Guillory | May 2023 | Assistant Secretary |
| Pete C. Alfaro | May 2025 | Regent |
| Daryl Fontenot | May 2025 | Regent |
| Mark Himself | May 2021 | Regent |
| Judy Jirrels | May 2023 | Regent |
| Susan Moore-Fontenot | May 2025 | Regent |

Administration

| | |
|---------------------------|--|
| Dr. Dennis Brown | President |
| Ms. Annette Ferguson, CPA | VP of Finance and Administration |
| Dr. Veronique Tran | VP of Instruction |
| Dr. Donnetta Suchon | VP of Student Affairs |
| Dr. Angela Oriano | VP, Workforce & Corporate Partnerships |
| Dr. Carolyn Lightfoot | Chief Information Officer |
| Dr. Onimi Wilcox | Dean, Academic Studies |
| Mr. Layton Childress | Dean, Applied Sciences |
| Ms. Donna Zuniga | Dean, Huntsville Center |
| Ms. Julie Lee, CPA | Controller |

ORDINANCE AND RESOLUTION ADOPTING BUDGET

AN ORDINANCE AND RESOLUTION ADOPTING AND APPROVING THE BUDGET OF THE LEE COLLEGE DISTRICT OF CHAMBERS AND HARRIS COUNTIES, TEXAS, BEGINNING SEPTEMBER 1, 2019 AND TERMINATING AUGUST 31, 2020, AND MAKING APPROPRIATIONS FOR EACH DEPARTMENT, PROJECT AND ACCOUNT.

WHEREAS, the Board of Regents of Lee College District, under the laws of the State of Texas, must prepare and adopt the budget of said District for each fiscal year of operation of said District; and

WHEREAS, such Board of Regents does hereby desire to adopt and approve the budget of such District for the fiscal year 2019-2020;

NOW, THEREFORE: BE IT ORDAINED AND RESOLVED by the Board of Regents of the Lee College District of Chambers and Harris Counties, Texas, that

SECTION 1. Subject to the applicable provisions of the State Law and the State Constitution, the budget for the fiscal year beginning September 1, 2019, and terminating August 31, 2020, as filed and submitted by the Chairperson of such District and as adjusted by the Board of Regents of said District, containing estimates of resources and revenues for the year from all of the various sources, and the projects, operations, activities and purchases proposed to be undertaken during the year, together with the estimated costs thereof, and estimated amounts of all proposed expenditures, is hereby approved and adopted as set forth on the Exhibit "A" attached hereto and made a part hereof for all intents and purposes.

SECTION 2. There is hereby appropriated from the funds indicated and for such purposes respectively, as set forth on the attached Exhibit "A", such sums of money as may be required for the accomplishment of each of the projects, operations, activities, purchases and other expenditures proposed in such budget, not to exceed for all such purposes proposed for any department, the total amount of the estimated cost of the projects, operations, activities, purchases and other expenditures proposed for such departments.


PASSED:
APPROVED:
FOR: 9 AGAINST: 0

ABSENT: None

LEE COLLEGE DISTRICT OF
CHAMBERS AND HARRIS
COUNTIES, TEXAS

BY: 
Mark Hall,
Chairman Board of Regents

ATTEST



Weston Cotton
Secretary Board of Regents

2019–2020 TAX LEVY ORDER AND RESOLUTION

AN ORDER AND RESOLUTION FIXING AND LEVYING SCHOOL DISTRICT AD VALOREM TAXES FOR THE LEE COLLEGE SCHOOL DISTRICT OF CHAMBERS AND HARRIS COUNTIES, TEXAS, FOR THE FISCAL YEAR 2019-2020, AND DIRECTING THE ASSESSMENT AND COLLECTION THEREOF.

WHEREAS, the Board of Regents of the Lee College School District finds that the tax for the fiscal year 2019-2020 hereinafter levied for current expenses of the District and the general education of students within said District and for the improvement of the District and its property must be levied to provide the revenue requirements of the budget for the ensuing year; and

WHEREAS, the Board of Regents of said District further finds that the taxes for the fiscal year 2019-2020, hereinafter levied therefore, are necessary to pay interest and to provide the required sinking fund on outstanding bonds of the District issued for school purposes, and on bonds proposed to be issued for such purposes during the ensuing year.

NOW, THEREFORE: BE IT ORDAINED AND RESOLVED by the Board of Regents of the LEE COLLEGE SCHOOL DISTRICT OF CHAMBERS AND HARRIS COUNTIES, TEXAS, that:

Section 1. For the current expenses and maintenance of the Lee College School District and for the carrying out of its educational function and for the general improvement and maintenance of its property, there is hereby levied and ordered to be assessed and collected for the fiscal year 2019-2020 on all property situated within the limits of the said Lee College School District of Chambers and Harris Counties, Texas, on January 1, 2019, and not exempt from taxation by valid laws, an ad valorem tax at the rate of \$.2071 on the One Hundred (\$100.00) Dollars valuation of such property.

THIS TAX RATE WILL RAISE MORE TAXES FOR MAINTENANCE AND OPERATIONS THAN LAST YEAR'S RATE. THE TAX RATE WILL EFFECTIVELY BE RAISED BY 2.98 PERCENT AND WILL RAISE

TAXES FOR MAINTENANCE AND OPERATIONS ON A \$100,000 HOME BY APPROXIMATELY -\$17.00.

Section 2. For the purpose of paying interest and providing a sinking fund for the payment of each issue of bonds issued for various school purposes, including the various installments of principal falling due during the ensuing year on serial bonds issued for such purposes, and for the purpose of paying interest and making provision for the sinking fund on such bonds as may be issued for various school purposes during the ensuing year, there is hereby levied and ordered to be assessed and collected for the fiscal year 2019-2020 on all property situated within the limits of the Lee College School District of Chambers and Harris Counties, Texas, on January 1, 2019, and not exempt from taxation by valid laws, an ad valorem tax for each of the issues of bonds and capital expenditures in the sum of said respective levies \$.023 on the One Hundred (\$100.00) Dollars valuation of such property,

PASSED AND APPROVED, by the Board of Regents of the Lee College School District of Chambers and Harris Counties, Texas, on this the 30th day of September, 2019.



Chairman
Board of Regents

ATTEST:

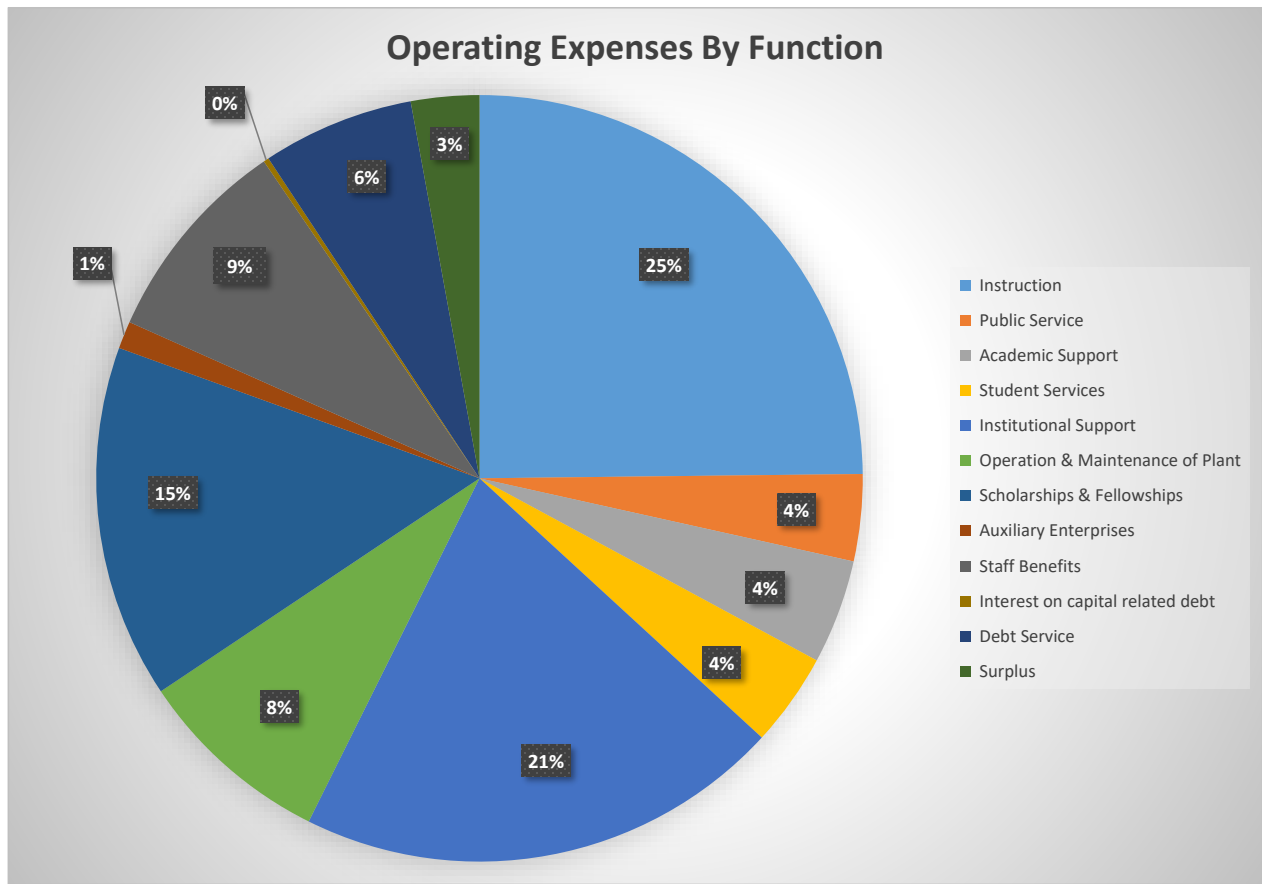


Secretary
Board of Regents

Lee College District
Summary of Operating Expenses by Function (All Funds)
For Fiscal Year Ended August 31, 2020

| | Unrestricted Funds | Auxiliary Funds | Debt Service | Restricted Funds | Total Funds |
|----------------------------------|-----------------------|--------------------|------------------|---------------------|-------------------|
| Instruction | 18,000,442 | - | - | 1,845,152 | 19,845,594 |
| Public Service | 2,921,565 | - | - | 5,713 | 2,927,278 |
| Academic Support | 2,426,424 | 3,000 | - | 1,087,402 | 3,516,826 |
| Student Services | 2,707,628 | 206,645 | - | 237,846 | 3,152,119 |
| Institutional Support | 15,997,351 | - | - | 416,559 | 16,413,910 |
| Operation & Maintenance of Plant | 6,615,440 | - | - | - | 6,615,440 |
| Scholarships & Fellowships | 700 | 406,196 | - | 11,506,938 | 11,913,834 |
| Auxiliary Enterprises | - | 924,550 | - | - | 924,550 |
| Staff Benefits | 6,647,529 | - | - | 398,124 | 7,045,653 |
| Interest on capital related debt | 180,550 | - | - | - | 180,550 |
| Debt Service | - | - | 5,121,980 | - | 5,121,980 |
| Surplus | 2,300,000 | - | - | - | 2,300,000 |
| Total Expenditures | 57,797,629 | 1,540,391 | 5,121,980 | 15,497,734 | 79,957,734 |

Amount Included in FY 2020 Budget for Legislative Advocacy \$ 63,900.00
Amount Spent in FY 2019 for Legislative Advocacy \$ 75,109.76

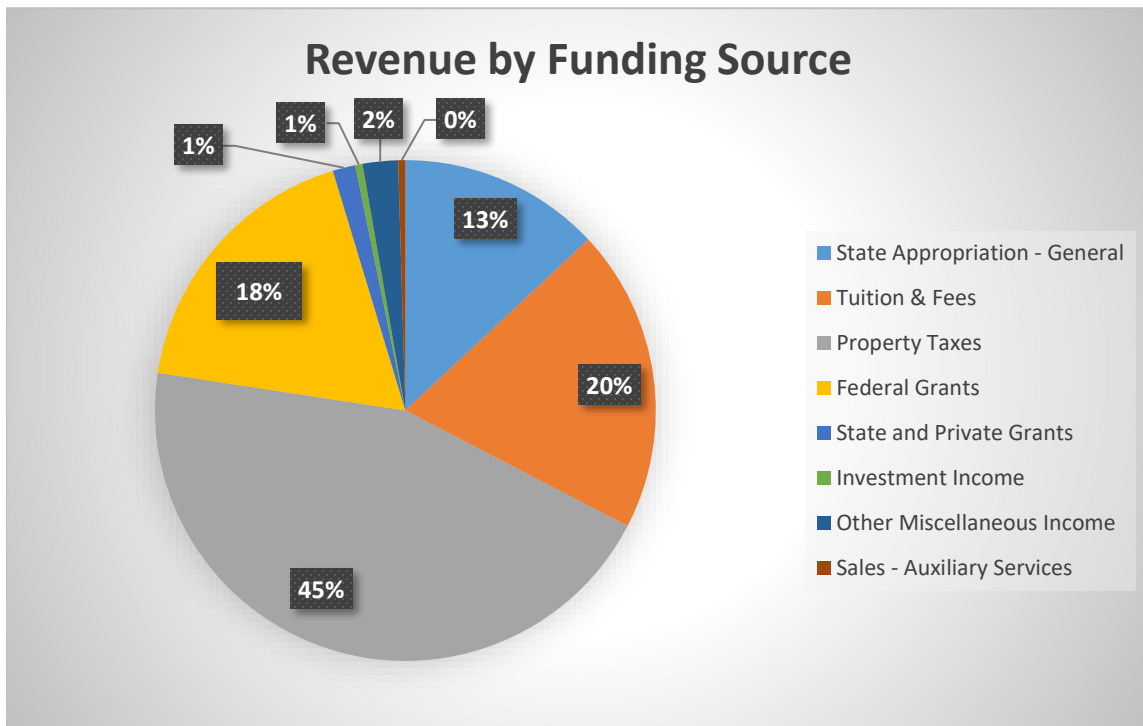


Lee College District
Summary of Revenue Budget by Operating Source
For Fiscal Year Ended August 31, 2020

| | Unrestricted Funds | Auxiliary Funds | Debt Service | Restricted Funds | Total Funds |
|---------------------------------------|--------------------|-----------------|------------------|-------------------|-------------------|
| State Appropriations - General | 10,424,442 | - | - | - | 10,424,442 |
| Tuition | | | | | |
| Tuition In-District | 5,298,202 | - | - | - | 5,298,202 |
| Tuition Out-of-District | 4,546,170 | - | - | - | 4,546,170 |
| Tuition Non-Resident | 400,000 | - | - | - | 400,000 |
| Dual Credit | 757,000 | - | - | - | 757,000 |
| Transfers-TPEG | (614,662) | - | - | - | (614,662) |
| Tuition Waivers | (1,689,000) | - | - | - | (1,689,000) |
| Workforce/Comm Development | 2,230,000 | - | - | - | 2,230,000 |
| Subtotal, Tuition | 10,927,710 | - | - | - | 10,927,710 |
| Fees | | | | | |
| Building Use Fees | 2,127,050 | - | - | - | 2,127,050 |
| Registration Fees | 670,700 | - | - | - | 670,700 |
| Student Services Fees | - | 283,100 | - | - | 283,100 |
| Other Fees | 446,405 | - | - | - | 446,405 |
| Lab Fees | 1,208,875 | - | - | - | 1,208,875 |
| Subtotal, Fees | 4,453,030 | 283,100 | - | - | 4,736,130 |
| Total Tuition and Fees | 15,380,740 | 283,100 | - | - | 15,663,840 |
| Property Taxes | 32,224,240 | - | 3,578,720 | - | 35,802,960 |
| Federal Grants | - | - | - | 14,326,604 | 14,326,604 |
| Private Grants | - | - | - | 654,234 | 654,234 |
| State Grants | - | - | - | 516,896 | 516,896 |
| Investment Income | 375,000 | - | - | - | 375,000 |
| Other Miscellaneous Income | 1,824,508 | - | - | - | 1,824,508 |
| Sales-Auxiliary Services | - | 369,250 | - | - | 369,250 |
| Total Revenue | 60,228,930 | 652,350 | 3,578,720 | 15,497,734 | 79,957,734 |

**Lee College District
Summary of Revenue Budget by Funding Source
For Fiscal Year Ended August 31, 2020**

| Revenue Type | Adopted Budget | % of Total |
|------------------------------------|-------------------|----------------|
| State Appropriation - General | 10,424,442 | 13.04% |
| Tuition & Fees | 15,663,840 | 19.59% |
| Property Taxes | 35,802,960 | 44.78% |
| Federal Grants | 14,326,604 | 17.92% |
| State and Private Grants | 1,171,130 | 1.46% |
| Investment Income | 375,000 | 0.47% |
| Other Miscellaneous Income | 1,824,508 | 2.28% |
| Sales - Auxiliary Services | 369,250 | 0.46% |
| Total Revenue - (All Funds) | 79,957,734 | 100.00% |



Lee College District
Revenue Budgets - All Funds
Fiscal Year Ending August 31, 2020

| Dept | Descr | Fund | Account | Descr | Adopted Budget |
|------------|--------------------------------|-------|---------|-------------------------------|----------------|
| 100000000 | Non Departmental | 10700 | 105990 | Miscellaneous Income | 152,350 |
| 1101200000 | STATE APPROPRIATIONS | 10700 | 101020 | STATE APPROP-CORE OPERATIONS | 680,410 |
| 1101200000 | STATE APPROPRIATIONS | 10700 | 101021 | STATE APPROP-STUDENT SUCCESS | 1,150,345 |
| 1101200000 | STATE APPROPRIATIONS | 10700 | 101022 | STATE APPROP-CONTACT HR FUND | 8,593,687 |
| 1300000000 | Tuition-Resident | 10700 | 103100 | Tuition-Resident | 3,973,651 |
| 1300000000 | Tuition-Resident | 10700 | 103140 | TPEG Transfers-Resident | (590,662) |
| 1300000000 | Tuition-Resident | 10700 | 103142 | TPEG Transfers-Non-Resident | (24,000) |
| 1300010000 | Tuition-HC/LC | 10700 | 103101 | Tuition-HC/LC | 1,324,551 |
| 1301000000 | Tuition-Non-Resident | 10700 | 103102 | Tuition-Non-Resident | 400,000 |
| 1302000000 | Tuition - Dual Credit | 10700 | 103103 | Tuition - Dual Credit | 757,000 |
| 1309700000 | Tuition-Waivers | 10700 | 103109 | Tuition Waivers | (1,689,000) |
| 1310000000 | Tuition-Out of District | 10700 | 103115 | Tuition-Out of District | 4,546,170 |
| 1311000000 | Repeat Course Fee | 10700 | 103118 | Repeat Course Fee | 130,150 |
| 1312000000 | Registration Fees | 10700 | 103500 | Registration Fees | 670,700 |
| 1313000000 | Building Use Fees | 10700 | 103600 | Building Use Fees | 2,127,050 |
| 1313100000 | Parking Fees/Fines | 10700 | 103700 | Parking Fees | 950 |
| 1314000000 | Laboratory Fees | 10700 | 103800 | Laboratory Fees | 617,500 |
| 1316000000 | Learning Technology Fees | 10700 | 103900 | Learning Technology Fees | 591,375 |
| 1316050000 | International Education Fee | 10700 | 103605 | International Education Fee | 23,655 |
| 1316500000 | Accuplacer Fees | 10700 | 104000 | Accuplacer Fees | 75 |
| 1316520000 | TSI Assessment Test Fee | 10700 | 104002 | TSI Assessment Test Fee | 16,775 |
| 1317000000 | Installment Pmt Fees | 10700 | 104100 | Installment Fees | 112,000 |
| 1322100000 | Late Installement Pmt Fees | 10700 | 104101 | Late Installment Fees | 54,000 |
| 1323000000 | Advanced Standing Fees | 10700 | 104600 | Advance Standing Fees | 1,050 |
| 1323550000 | Transcript Fees | 10700 | 104750 | Transcript Fees | 14,800 |
| 1400000000 | Taxes-Current Operating | 10700 | 105995 | Payment In Lieu of Taxes | 1,343,758 |
| 1400000000 | Taxes-Current Operating | 10700 | 106100 | Current Property Taxes | 32,224,240 |
| 1520100000 | Transcripts and Records Fees | 10700 | 107010 | Duplicate Receipts | 385 |
| 1520300000 | Rental Fees | 10700 | 107110 | Rental Fees-Campus Facilities | 14,820 |
| 1520500000 | Library Fines | 10700 | 104800 | Library Fines | 300 |
| 1520600000 | Veteran Handling Fees | 10700 | 107013 | Veterans Handling Fees | 3,395 |
| 1520900000 | Nursing Mobility Exam Fees | 10700 | 107015 | Nursing Mobility Exams | 44,860 |
| 1520950000 | Testing Center Fees | 10700 | 104003 | Testing Center Fees | 2,000 |
| 1530000000 | Grant Admin Allowance | 10700 | 107016 | Grant Admin Allowance | 11,600 |
| 1530100000 | Recovery of Indirect Costs | 10700 | 105300 | Recovery of Indirect Costs | 128,000 |
| 1540000000 | Interest Income | 10700 | 105400 | Interest Income | 375,000 |
| 1550000000 | Miscellaneous Income | 10700 | 105990 | Miscellaneous Income | 30,575 |
| 1760310000 | GO Bond Series 2001 Proceeds | 10700 | 106100 | Current Property Taxes | 3,578,720 |
| 2221000000 | Disability Services | 10700 | 105990 | Miscellaneous Income | 100 |
| 2300000000 | General Institutional | 10700 | 105990 | Miscellaneous Income | 5,000 |
| 2761000000 | CE-Leisure Learning | 10700 | 105200 | CONTRACT TRAINING REVENUE | 111,000 |
| 2762000000 | CE-Senior Citizens | 10700 | 105200 | CONTRACT TRAINING REVENUE | 10,000 |
| 2765000000 | CE_Professional Develop | 10700 | 105200 | CONTRACT TRAINING REVENUE | 30,000 |
| 2781010000 | Advanced Technician Training | 10700 | 105200 | CONTRACT TRAINING REVENUE | 830,900 |
| 2781020000 | W&CD Indust. Contract Training | 10700 | 105200 | CONTRACT TRAINING REVENUE | 348,000 |
| 2781030000 | W&CD Other Contract Training | 10700 | 105200 | CONTRACT TRAINING REVENUE | 65,000 |
| 2781040000 | W&CD Healthcare Open Enrollmen | 10700 | 105200 | CONTRACT TRAINING REVENUE | 150,000 |
| 2781050000 | W&CD Industrial Open Enrollmen | 10700 | 105200 | CONTRACT TRAINING REVENUE | 198,000 |

Lee College District
Revenue Budgets - All Funds
Fiscal Year Ending August 31, 2020

| Dept | Descr | Fund | Account | Descr | Adopted Budget |
|--------------------|-------------------------------|-------|---------|--------------------------------|-------------------|
| 2781060000 | W&CD Fieldbus | 10700 | 105200 | CONTRACT TRAINING REVENUE | 18,000 |
| 2781080000 | W&CD Assessment | 10700 | 105200 | CONTRACT TRAINING REVENUE | 73,850 |
| 2781090000 | EMS Open Enrollment | 10700 | 105200 | CONTRACT TRAINING REVENUE | 28,250 |
| 2781200000 | W&CD Truck Driving Academy | 10700 | 105200 | CONTRACT TRAINING REVENUE | 367,000 |
| 3622700000 | Cosmetology | 10700 | 108100 | Sales and Services-Cosmetology | 15,295 |
| 3624510000 | Welding-Wynne HC/LC | 10700 | 103970 | Welding Gases Fee | 5,800 |
| 3635010000 | Truck Driving-HC/LC | 10700 | 103940 | Fuel Charge | 3,480 |
| 3635010000 | Truck Driving-HC/LC | 10700 | 103950 | Commercial Driver Lic Test Fee | 7,655 |
| 3642210000 | Auto Mechanics-HC/LC | 10700 | 103960 | MACS Certificate Fee | 1,995 |
| 3722110000 | Air Conditioning - HC/LC | 10700 | 103920 | VIG Test Fee | 465 |
| 3722110000 | Air Conditioning - HC/LC | 10700 | 103980 | A/C Lab Manual Fee | 2,500 |
| 4183330000 | Performing Arts Center | 10700 | 107110 | Rental Fees-Campus Facilities | 27,950 |
| 4183330000 | Performing Arts Center | 10700 | 108900 | Box Office Receipts | 52,000 |
| 4183750000 | Facility and Event Management | 10700 | 107110 | Rental Fees-Campus Facilities | 40,900 |
| 4185000000 | Insufficient Checks | 10700 | 108200 | Returned Check Fees | 1,775 |
| 4480900000 | Student Liability Insurance | 10700 | 104310 | Liability Insurance Fees | 20,500 |
| 10700 Total | | | | | 63,807,650 |
| 4174000000 | Student Service Fees | 12200 | 103200 | Student Service Fees | 283,100 |
| 12200 Total | | | | | 283,100 |
| 4180000000 | Bookstore | 12300 | 108230 | Commissions - Follett | 165,000 |
| 12300 Total | | | | | 165,000 |
| 4183000000 | Rebel Roost-Food Service | 12400 | 109200 | Food Sales | 175,000 |
| 4183200000 | Arena Concessions | 12400 | 109200 | Food Sales | 12,000 |
| 4183500000 | Vending Machines | 12400 | 108210 | Commissions-Vending | 17,250 |
| 12400 Total | | | | | 204,250 |
| 5250553822 | DOL ECCA | 13300 | 102000 | Federal Grants | 46,668 |
| 5251431020 | TWC Accelerate Texas IV - IET | 13300 | 102000 | Federal Grants | 220,596 |
| 5253812019 | Small Business Develop | 13300 | 102000 | Federal Grants | 780 |
| 5253812020 | Small Business Develop 2020 | 13300 | 102000 | Federal Grants | 80,000 |
| 5254500021 | USDA Grant | 13300 | 102000 | Federal Grants | 51,235 |
| 5259390020 | Direct Loans 2020 | 13300 | 102000 | Federal Grants | 3,000,000 |
| 5260120020 | Perkins Upgrade Curr 2020 | 13300 | 102000 | Federal Grants | 22,047 |
| 5260320020 | Perkins-Other 2020 | 13300 | 102000 | Federal Grants | 18,558 |
| 5261120020 | Perkins Prof Develop 2020 | 13300 | 102000 | Federal Grants | 28,508 |
| 5262120020 | Perkins Guidance/Counsel 2020 | 13300 | 102000 | Federal Grants | 136,209 |
| 5263120020 | Perkins Instr Equip 2020 | 13300 | 102000 | Federal Grants | 76,195 |
| 5265120020 | Perkins Spec Pops 2020 | 13300 | 102000 | Federal Grants | 196,774 |
| 5268120020 | Perkins Administrative 2020 | 13300 | 102000 | Federal Grants | 23,914 |
| 5271123020 | Federal Work Study & JLD 2020 | 13300 | 102000 | Federal Grants | 173,758 |
| 5272123020 | Pell 2020 | 13300 | 102000 | Federal Grants | 7,000,000 |
| 5273123019 | SEOG | 13300 | 102000 | Federal Grants | 84,083 |
| 5273123020 | SEOG 2020 | 13300 | 102000 | Federal Grants | 148,625 |
| 5275000021 | Ed Opportunity Center | 13300 | 102000 | Federal Grants | 264,121 |
| 5275110024 | Title V Pathways 2019-2024 | 13300 | 102000 | Federal Grants | 373,777 |
| 5275120021 | Title V 2017-2021 | 13300 | 102000 | Federal Grants | 631,657 |
| 5275130020 | Student Support Services | 13300 | 102000 | Federal Grants | 296,035 |
| 5275150021 | LC STEM Project | 13300 | 102000 | Federal Grants | 1,430,896 |
| 5275160018 | First In The World 2015-18 | 13300 | 102000 | Federal Grants | 22,169 |

Lee College District
Revenue Budgets - All Funds
Fiscal Year Ending August 31, 2020

| Dept | Descr | Fund | Account | Descr | Adopted Budget |
|--------------------|--------------------------------|-------|---------|---------------------------|-------------------|
| 13300 Total | | | | | 14,326,604 |
| 4513100021 | Ed Opportunity Cntr Match | 13600 | 107101 | Gifts-Restricted | 1,050 |
| 4515912020 | SBDC Program Income 2020 | 13600 | 105200 | CONTRACT TRAINING REVENUE | 21,473 |
| 5213990000 | Energy Venture Camp | 13600 | 105193 | CE-EnergyVenture Camps | 5,528 |
| 5281170000 | Exxon Industrial Contribution | 13600 | 107100 | Gifts-Unrestricted | 132,329 |
| 5284100000 | Baytown Concert Band | 13600 | 107100 | Gifts-Unrestricted | 993 |
| 5285500003 | ExxonMobil CCPI | 13600 | 105900 | Private Grants | 136,198 |
| 5285660019 | Temple Foundation GRAD Café | 13600 | 105900 | Private Grants | 4,488 |
| 5285670019 | UTA Dana Center | 13600 | 105900 | Private Grants | 2,849 |
| 5285725016 | Liberty EDC - LC Ed Center | 13600 | 105900 | Private Grants | 274 |
| 5285726016 | Dayton EDC - LC Ed Center | 13600 | 105900 | Private Grants | 13,986 |
| 5285750024 | Trellis Huntsville Scholarship | 13600 | 105900 | Private Grants | 25,000 |
| 5285830017 | Texas Mutual Insurance Grant | 13600 | 105900 | Private Grants | 79,935 |
| 5285831019 | Texans Staning Tall SBI | 13600 | 105900 | Private Grants | 1,960 |
| 5285835020 | Texas Higher Ed Foundation | 13600 | 105900 | Private Grants | 9,436 |
| 5285840020 | MD Anderson - UVR Grant | 13600 | 105900 | Private Grants | 60,111 |
| 5287000002 | Chambers Writing Lab | 13600 | 105900 | Private Grants | 7,083 |
| 5287000003 | Phillips 66 | 13600 | 105900 | Private Grants | 1,541 |
| 5287000004 | Chambers - Speech Commun Lab | 13600 | 105900 | Private Grants | 150,000 |
| 13600 Total | | | | | 654,234 |
| 5251350019 | TWC Skills for Small Business | 13700 | 102900 | State Grants | 3,870 |
| 5257020020 | Texas College Work Study 2020 | 13700 | 102900 | State Grants | 24,084 |
| 5257230020 | TEOG 2020 | 13700 | 102900 | State Grants | 488,942 |
| 13700 Total | | | | | 516,896 |
| Grand Total | | | | | 79,957,734 |

Lee College District
Operating Expense Budget - All Funds
Fiscal Year Ending August 31, 2020

| Department | Description | Fund | Account | Account Description | |
|-------------------|-------------------------|-------|---------|---------------------------------|------------------|
| 1000000000 | General Institutional | 10700 | 189200 | Surplus | 2,300,000 |
| 1000000000 | Total | | | | 2,300,000 |
| 2100000000 | Board of Regents | 10700 | 126100 | Contract Service | 8,750 |
| 2100000000 | Board of Regents | 10700 | 131000 | Supplies | 13,475 |
| 2100000000 | Board of Regents | 10700 | 131900 | Non-Capitalized Equipment | 1,525 |
| 2100000000 | Board of Regents | 10700 | 141100 | Travel | 22,000 |
| 2100000000 | Board of Regents | 10700 | 141250 | Travel-Perspective Employee | 15,000 |
| 2100000000 | Board of Regents | 10700 | 144100 | Board Training | 10,000 |
| 2100000000 | Total | | | | 70,750 |
| 2101000000 | President's Office | 10700 | 113000 | Salaries-Administrative Support | 365,650 |
| 2101000000 | President's Office | 10700 | 114000 | Salaries-Classified Staff | 84,460 |
| 2101000000 | President's Office | 10700 | 114020 | PT Salaries-Classified Staff | 18,500 |
| 2101000000 | President's Office | 10700 | 126100 | Contract Service | 60,000 |
| 2101000000 | President's Office | 10700 | 131000 | Supplies | 39,000 |
| 2101000000 | President's Office | 10700 | 137100 | Repairs/Maintenance | 250 |
| 2101000000 | President's Office | 10700 | 138250 | Public Relations | 12,000 |
| 2101000000 | President's Office | 10700 | 138300 | Institutional Memberships | 70,000 |
| 2101000000 | President's Office | 10700 | 138500 | Other Cost | 45,000 |
| 2101000000 | President's Office | 10700 | 141100 | Travel | 34,000 |
| 2101000000 | President's Office | 10700 | 189100 | Contingency | 100,000 |
| 2101000000 | Total | | | | 828,860 |
| 2101100000 | Resource Development | 10700 | 113000 | Salaries-Administrative Support | 309,274 |
| 2101100000 | Resource Development | 10700 | 113020 | PT Salaries-Admin Support | 22,000 |
| 2101100000 | Resource Development | 10700 | 114000 | Salaries-Classified Staff | 37,183 |
| 2101100000 | Resource Development | 10700 | 126100 | Contract Service | 71,541 |
| 2101100000 | Resource Development | 10700 | 131000 | Supplies | 9,500 |
| 2101100000 | Resource Development | 10700 | 138210 | Promotional Items | 10,700 |
| 2101100000 | Resource Development | 10700 | 138300 | Institutional Memberships | 7,100 |
| 2101100000 | Resource Development | 10700 | 141100 | Travel | 18,000 |
| 2101100000 | Resource Development | 10700 | 142100 | Travel-Professional Development | 500 |
| 2101100000 | Total | | | | 485,798 |
| 2102000000 | Internal Auditor | 10700 | 113000 | Salaries-Administrative Support | 100,168 |
| 2102000000 | Internal Auditor | 10700 | 131000 | Supplies | 1,500 |
| 2102000000 | Internal Auditor | 10700 | 138300 | Institutional Memberships | 350 |
| 2102000000 | Internal Auditor | 10700 | 141100 | Travel | 2,500 |
| 2102000000 | Total | | | | 104,518 |
| 2110600000 | VP of Finance and Admin | 10700 | 113000 | Salaries-Administrative Support | 144,200 |
| 2110600000 | VP of Finance and Admin | 10700 | 114000 | Salaries-Classified Staff | 37,885 |
| 2110600000 | VP of Finance and Admin | 10700 | 126100 | Contract Service | 50,000 |
| 2110600000 | VP of Finance and Admin | 10700 | 131000 | Supplies | 1,800 |
| 2110600000 | VP of Finance and Admin | 10700 | 141100 | Travel | 3,500 |
| 2110600000 | VP of Finance and Admin | 10700 | 189100 | Contingency | 192,248 |
| 2110600000 | Total | | | | 429,633 |
| 2111000000 | Business Office | 10700 | 113000 | Salaries-Administrative Support | 468,650 |
| 2111000000 | Business Office | 10700 | 113020 | PT Salaries-Admin Support | 33,400 |
| 2111000000 | Business Office | 10700 | 114000 | Salaries-Classified Staff | 270,511 |
| 2111000000 | Business Office | 10700 | 114020 | PT Salaries-Classified Staff | 11,000 |
| 2111000000 | Business Office | 10700 | 126100 | Contract Service | 155,000 |
| 2111000000 | Business Office | 10700 | 131000 | Supplies | 25,000 |
| 2111000000 | Business Office | 10700 | 138300 | Institutional Memberships | 10,000 |
| 2111000000 | Business Office | 10700 | 141100 | Travel | 7,700 |
| 2111000000 | Total | | | | 981,261 |
| 2111400000 | Bank Services | 10700 | 138500 | Other Cost | 220,500 |
| 2111400000 | Total | | | | 220,500 |
| 2111500000 | Purchasing | 10700 | 113000 | Salaries-Administrative Support | 171,462 |
| 2111500000 | Purchasing | 10700 | 114000 | Salaries-Classified Staff | 37,111 |
| 2111500000 | Purchasing | 10700 | 126100 | Contract Service | 2,400 |

Lee College District
Operating Expense Budget - All Funds
Fiscal Year Ending August 31, 2020

| Department | Description | Fund | Account | Account Description | |
|-------------------------|--------------------------------|-------|---------|---------------------------------|----------------|
| 2111500000 | Purchasing | 10700 | 131000 | Supplies | 1,500 |
| 2111500000 | Purchasing | 10700 | 138200 | Advertising | 3,800 |
| 2111500000 | Purchasing | 10700 | 138300 | Institutional Memberships | 2,375 |
| 2111500000 | Purchasing | 10700 | 141100 | Travel | 6,200 |
| 2111500000 | Purchasing | 10700 | 142100 | Travel-Professional Development | 1,500 |
| 2111500000 Total | | | | | 226,348 |
| 2112000000 | Tax Office | 10700 | 125100 | Tax Assessor/Collector | 110,150 |
| 2112000000 | Tax Office | 10700 | 125200 | Tax Appraisal District | 275,000 |
| 2112000000 Total | | | | | 385,150 |
| 2113000000 | Human Resources | 10700 | 113000 | Salaries-Administrative Support | 83,091 |
| 2113000000 | Human Resources | 10700 | 114000 | Salaries-Classified Staff | 83,410 |
| 2113000000 | Human Resources | 10700 | 114020 | PT Salaries-Classified Staff | 22,000 |
| 2113000000 | Human Resources | 10700 | 126100 | Contract Service | 148,053 |
| 2113000000 | Human Resources | 10700 | 131000 | Supplies | 5,702 |
| 2113000000 | Human Resources | 10700 | 131900 | Non-Capitalized Equipment | 4,785 |
| 2113000000 | Human Resources | 10700 | 138200 | Advertising | 50,772 |
| 2113000000 | Human Resources | 10700 | 138300 | Institutional Memberships | 6,078 |
| 2113000000 | Human Resources | 10700 | 138500 | Other Cost | 4,730 |
| 2113000000 | Human Resources | 10700 | 141100 | Travel | 12,089 |
| 2113000000 | Human Resources | 10700 | 141250 | Travel-Perspective Employee | 5,000 |
| 2113000000 Total | | | | | 425,710 |
| 2120000000 | Dean of Applied Sciences | 10700 | 113000 | Salaries-Administrative Support | 136,331 |
| 2120000000 | Dean of Applied Sciences | 10700 | 114000 | Salaries-Classified Staff | 45,328 |
| 2120000000 | Dean of Applied Sciences | 10700 | 131000 | Supplies | 3,970 |
| 2120000000 | Dean of Applied Sciences | 10700 | 131900 | Non-Capitalized Equipment | 25,000 |
| 2120000000 | Dean of Applied Sciences | 10700 | 138300 | Institutional Memberships | 80 |
| 2120000000 | Dean of Applied Sciences | 10700 | 138500 | Other Cost | 4,000 |
| 2120000000 | Dean of Applied Sciences | 10700 | 141100 | Travel | 7,000 |
| 2120000000 | Dean of Applied Sciences | 10700 | 189100 | Contingency | 15,000 |
| 2120000000 Total | | | | | 236,709 |
| 2120010000 | Dean of Ext Studies-HC/LC | 10700 | 189100 | Contingency | 5,000 |
| 2120010000 Total | | | | | 5,000 |
| 2121010000 | HC/LC Administration | 10700 | 113000 | Salaries-Administrative Support | 161,088 |
| 2121010000 | HC/LC Administration | 10700 | 114000 | Salaries-Classified Staff | 36,029 |
| 2121010000 | HC/LC Administration | 10700 | 114020 | PT Salaries-Classified Staff | 33,210 |
| 2121010000 | HC/LC Administration | 10700 | 126100 | Contract Service | 4,627 |
| 2121010000 | HC/LC Administration | 10700 | 131000 | Supplies | 21,337 |
| 2121010000 | HC/LC Administration | 10700 | 131120 | Food | 2,394 |
| 2121010000 | HC/LC Administration | 10700 | 138500 | Other Cost | 12,063 |
| 2121010000 | HC/LC Administration | 10700 | 141100 | Travel | 10,000 |
| 2121010000 Total | | | | | 280,748 |
| 2200000000 | VP of Student Affairs | 10700 | 113000 | Salaries-Administrative Support | 179,254 |
| 2200000000 | VP of Student Affairs | 10700 | 114000 | Salaries-Classified Staff | 39,376 |
| 2200000000 | VP of Student Affairs | 10700 | 131000 | Supplies | 2,175 |
| 2200000000 | VP of Student Affairs | 10700 | 138210 | Promotional Items | 1,500 |
| 2200000000 | VP of Student Affairs | 10700 | 138300 | Institutional Memberships | 500 |
| 2200000000 | VP of Student Affairs | 10700 | 138502 | HEAC | 5,000 |
| 2200000000 | VP of Student Affairs | 10700 | 141100 | Travel | 5,000 |
| 2200000000 | VP of Student Affairs | 10700 | 189100 | Contingency | 5,000 |
| 2200000000 Total | | | | | 237,805 |
| 2200500000 | Enrollment Services | 10700 | 113000 | Salaries-Administrative Support | 94,554 |
| 2200500000 | Enrollment Services | 10700 | 114000 | Salaries-Classified Staff | 34,980 |
| 2200500000 | Enrollment Services | 10700 | 131000 | Supplies | 2,000 |
| 2200500000 | Enrollment Services | 10700 | 141100 | Travel | 2,000 |
| 2200500000 | Enrollment Services | 10700 | 142100 | Travel-Professional Development | 500 |
| 2200500000 Total | | | | | 134,034 |
| 2201000000 | Assoc. Dean of Student Affairs | 10700 | 113000 | Salaries-Administrative Support | 138,749 |

Lee College District
Operating Expense Budget - All Funds
Fiscal Year Ending August 31, 2020

| Department | Description | Fund | Account | Account Description | |
|-------------------------|--------------------------------|-------|---------|---------------------------------|----------------|
| 2201000000 | Assoc. Dean of Student Affairs | 10700 | 126100 | Contract Service | 9,500 |
| 2201000000 | Assoc. Dean of Student Affairs | 10700 | 131000 | Supplies | 1,900 |
| 2201000000 | Assoc. Dean of Student Affairs | 10700 | 138300 | Institutional Memberships | 1,700 |
| 2201000000 | Assoc. Dean of Student Affairs | 10700 | 141100 | Travel | 6,000 |
| 2201000000 Total | | | | | 157,849 |
| 2210000000 | Admissions and Records | 10700 | 111035 | Stipends | 6,327 |
| 2210000000 | Admissions and Records | 10700 | 113000 | Salaries-Administrative Support | 64,003 |
| 2210000000 | Admissions and Records | 10700 | 114000 | Salaries-Classified Staff | 308,636 |
| 2210000000 | Admissions and Records | 10700 | 126100 | Contract Service | 17,000 |
| 2210000000 | Admissions and Records | 10700 | 131000 | Supplies | 7,000 |
| 2210000000 | Admissions and Records | 10700 | 138300 | Institutional Memberships | 7,400 |
| 2210000000 | Admissions and Records | 10700 | 141100 | Travel | 2,500 |
| 2210000000 | Admissions and Records | 10700 | 142100 | Travel-Professional Development | 500 |
| 2210000000 Total | | | | | 413,366 |
| 2211000000 | Financial Aid Office | 10700 | 113000 | Salaries-Administrative Support | 146,667 |
| 2211000000 | Financial Aid Office | 10700 | 114000 | Salaries-Classified Staff | 199,313 |
| 2211000000 | Financial Aid Office | 10700 | 114020 | PT Salaries-Classified Staff | 26,500 |
| 2211000000 | Financial Aid Office | 10700 | 126100 | Contract Service | 103,850 |
| 2211000000 | Financial Aid Office | 10700 | 131000 | Supplies | 6,000 |
| 2211000000 | Financial Aid Office | 10700 | 138300 | Institutional Memberships | 1,745 |
| 2211000000 | Financial Aid Office | 10700 | 141100 | Travel | 5,500 |
| 2211000000 Total | | | | | 489,575 |
| 2220000000 | Advising and Counseling | 10700 | 111000 | Salaries-Faculty | 326,922 |
| 2220000000 | Advising and Counseling | 10700 | 111035 | Stipends | 6,000 |
| 2220000000 | Advising and Counseling | 10700 | 113000 | Salaries-Administrative Support | 323,752 |
| 2220000000 | Advising and Counseling | 10700 | 114000 | Salaries-Classified Staff | 69,905 |
| 2220000000 | Advising and Counseling | 10700 | 114020 | PT Salaries-Classified Staff | 26,000 |
| 2220000000 | Advising and Counseling | 10700 | 131000 | Supplies | 10,260 |
| 2220000000 | Advising and Counseling | 10700 | 138300 | Institutional Memberships | 2,000 |
| 2220000000 | Advising and Counseling | 10700 | 141100 | Travel | 11,000 |
| 2220000000 Total | | | | | 775,839 |
| 2220010000 | Counseling Center-HC/LC | 10700 | 111000 | Salaries-Faculty | 67,590 |
| 2220010000 | Counseling Center-HC/LC | 10700 | 111035 | Stipends | 6,000 |
| 2220010000 | Counseling Center-HC/LC | 10700 | 113000 | Salaries-Administrative Support | 186,805 |
| 2220010000 | Counseling Center-HC/LC | 10700 | 113020 | PT Salaries-Admin Support | 29,810 |
| 2220010000 | Counseling Center-HC/LC | 10700 | 114000 | Salaries-Classified Staff | 128,125 |
| 2220010000 | Counseling Center-HC/LC | 10700 | 114020 | PT Salaries-Classified Staff | 61,010 |
| 2220010000 | Counseling Center-HC/LC | 10700 | 131000 | Supplies | 5,750 |
| 2220010000 | Counseling Center-HC/LC | 10700 | 141100 | Travel | 34,200 |
| 2220010000 Total | | | | | 519,290 |
| 2221000000 | Disability Services | 10700 | 111000 | Salaries-Faculty | 75,562 |
| 2221000000 | Disability Services | 10700 | 114000 | Salaries-Classified Staff | 70,467 |
| 2221000000 | Disability Services | 10700 | 114020 | PT Salaries-Classified Staff | 54,644 |
| 2221000000 | Disability Services | 10700 | 126100 | Contract Service | 53,000 |
| 2221000000 | Disability Services | 10700 | 131000 | Supplies | 6,500 |
| 2221000000 | Disability Services | 10700 | 138300 | Institutional Memberships | 5,675 |
| 2221000000 | Disability Services | 10700 | 141100 | Travel | 5,700 |
| 2221000000 Total | | | | | 271,548 |
| 2223000000 | Career and Transfer Services | 10700 | 113000 | Salaries-Administrative Support | 105,388 |
| 2223000000 | Career and Transfer Services | 10700 | 114000 | Salaries-Classified Staff | 41,200 |
| 2223000000 | Career and Transfer Services | 10700 | 126100 | Contract Service | 3,072 |
| 2223000000 | Career and Transfer Services | 10700 | 131000 | Supplies | 1,500 |
| 2223000000 | Career and Transfer Services | 10700 | 131900 | Non-Capitalized Equipment | 3,000 |
| 2223000000 | Career and Transfer Services | 10700 | 138300 | Institutional Memberships | 345 |
| 2223000000 | Career and Transfer Services | 10700 | 138310 | Registration Fees | 1,500 |
| 2223000000 | Career and Transfer Services | 10700 | 141100 | Travel | 1,500 |
| 2223000000 | Career and Transfer Services | 10700 | 142100 | Travel-Professional Development | 500 |

Lee College District
Operating Expense Budget - All Funds
Fiscal Year Ending August 31, 2020

| Department | Description | Fund | Account | Account Description | |
|-------------------------|------------------------|-------|---------|---------------------------------|----------------|
| 2223000000 Total | | | | | 158,005 |
| 2223010000 | Mobile-Go-Center | 10700 | 126100 | Contract Service | 1,800 |
| 2223010000 | Mobile-Go-Center | 10700 | 131000 | Supplies | 3,000 |
| 2223010000 | Mobile-Go-Center | 10700 | 132150 | Telephone Expense | 900 |
| 2223010000 | Mobile-Go-Center | 10700 | 137100 | Repairs/Maintenance | 5,000 |
| 2223010000 | Mobile-Go-Center | 10700 | 138500 | Other Cost | 4,000 |
| 2223010000 | Mobile-Go-Center | 10700 | 141100 | Travel | 2,100 |
| 2223010000 Total | | | | | 16,800 |
| 2223050000 | Former Students | 10700 | 138500 | Other Cost | 17,500 |
| 2223050000 Total | | | | | 17,500 |
| 2223100000 | Liberty Center | 10700 | 113000 | Salaries-Administrative Support | 55,575 |
| 2223100000 | Liberty Center | 10700 | 113020 | PT Salaries-Admin Support | 40,000 |
| 2223100000 | Liberty Center | 10700 | 114020 | PT Salaries-Classified Staff | 15,000 |
| 2223100000 | Liberty Center | 10700 | 131000 | Supplies | 5,500 |
| 2223100000 | Liberty Center | 10700 | 138250 | Public Relations | 5,000 |
| 2223100000 | Liberty Center | 10700 | 141100 | Travel | 2,000 |
| 2223100000 Total | | | | | 123,075 |
| 2224000000 | Student Success Center | 10700 | 113000 | Salaries-Administrative Support | 57,144 |
| 2224000000 | Student Success Center | 10700 | 114000 | Salaries-Classified Staff | 32,755 |
| 2224000000 | Student Success Center | 10700 | 114020 | PT Salaries-Classified Staff | 33,345 |
| 2224000000 | Student Success Center | 10700 | 131000 | Supplies | 3,000 |
| 2224000000 | Student Success Center | 10700 | 141100 | Travel | 250 |
| 2224000000 Total | | | | | 126,494 |
| 2225000000 | Veteran's Center | 10700 | 111000 | Salaries-Faculty | 68,740 |
| 2225000000 | Veteran's Center | 10700 | 111035 | Stipends | 4,200 |
| 2225000000 | Veteran's Center | 10700 | 114000 | Salaries-Classified Staff | 72,091 |
| 2225000000 | Veteran's Center | 10700 | 114020 | PT Salaries-Classified Staff | 20,000 |
| 2225000000 | Veteran's Center | 10700 | 131000 | Supplies | 3,500 |
| 2225000000 | Veteran's Center | 10700 | 138300 | Institutional Memberships | 1,100 |
| 2225000000 | Veteran's Center | 10700 | 141100 | Travel | 5,800 |
| 2225000000 Total | | | | | 175,431 |
| 2230000000 | Testing Center | 10700 | 113000 | Salaries-Administrative Support | 56,705 |
| 2230000000 | Testing Center | 10700 | 114000 | Salaries-Classified Staff | 34,719 |
| 2230000000 | Testing Center | 10700 | 114020 | PT Salaries-Classified Staff | 41,317 |
| 2230000000 | Testing Center | 10700 | 126100 | Contract Service | 2,200 |
| 2230000000 | Testing Center | 10700 | 131000 | Supplies | 2,590 |
| 2230000000 | Testing Center | 10700 | 131190 | Computerized Testing | 25,414 |
| 2230000000 | Testing Center | 10700 | 138300 | Institutional Memberships | 250 |
| 2230000000 | Testing Center | 10700 | 141100 | Travel | 1,300 |
| 2230000000 Total | | | | | 164,495 |
| 2300000000 | General Institutional | 10700 | 111020 | Salaries-Faculty PT/Overload | 2,884,471 |
| 2300000000 | General Institutional | 10700 | 111030 | Overtime | 55,000 |
| 2300000000 | General Institutional | 10700 | 111035 | Stipends | 75,000 |
| 2300000000 | General Institutional | 10700 | 115000 | Salaries-Student Assistants | 210,000 |
| 2300000000 | General Institutional | 10700 | 125300 | Legal Fees | 150,000 |
| 2300000000 | General Institutional | 10700 | 125400 | Audit Fees | 53,550 |
| 2300000000 | General Institutional | 10700 | 126100 | Contract Service | 10,650 |
| 2300000000 | General Institutional | 10700 | 131000 | Supplies | 3,535 |
| 2300000000 | General Institutional | 10700 | 131150 | Printing/Copier Supplies | 75,000 |
| 2300000000 | General Institutional | 10700 | 131900 | Non-Capitalized Equipment | 326,828 |
| 2300000000 | General Institutional | 10700 | 132150 | Telephone Expense | 98,000 |
| 2300000000 | General Institutional | 10700 | 136550 | Rentals | 500 |
| 2300000000 | General Institutional | 10700 | 138350 | Interest Payment | 180,550 |
| 2300000000 | General Institutional | 10700 | 138500 | Other Cost | 6,087 |
| 2300000000 | General Institutional | 10700 | 138530 | Cost of Uncollectible/Write O | 2,500 |
| 2300000000 | General Institutional | 10700 | 143100 | Travel-Student | 10,000 |
| 2300000000 | General Institutional | 10700 | 150850 | Capital Lease | 835,500 |

Lee College District
Operating Expense Budget - All Funds
Fiscal Year Ending August 31, 2020

| Department | Description | Fund | Account | Account Description | |
|-------------------------|--------------------------------|-------|---------|---------------------------------|------------------|
| 2300000000 | General Institutional | 10700 | 189100 | Contingency | 241,036 |
| 2300000000 Total | | | | | 5,218,207 |
| 2300100000 | Profess Development-Faculty | 10700 | 141100 | Travel | 27,703 |
| 2300100000 Total | | | | | 27,703 |
| 2300200000 | Profess Development-Staff | 10700 | 138500 | Other Cost | 5,500 |
| 2300200000 | Profess Development-Staff | 10700 | 141100 | Travel | 5,500 |
| 2300200000 Total | | | | | 11,000 |
| 2300300000 | Institutional Professional Dev | 10700 | 126100 | Contract Service | 5,000 |
| 2300300000 | Institutional Professional Dev | 10700 | 131000 | Supplies | 10,000 |
| 2300300000 | Institutional Professional Dev | 10700 | 141100 | Travel | 10,000 |
| 2300300000 Total | | | | | 25,000 |
| 2300400000 | Admin Assembly Prof Dev | 10700 | 141100 | Travel | 5,500 |
| 2300400000 Total | | | | | 5,500 |
| 2301000000 | Marketing and Public Relations | 10700 | 113000 | Salaries-Administrative Support | 414,679 |
| 2301000000 | Marketing and Public Relations | 10700 | 113020 | PT Salaries-Admin Support | 23,804 |
| 2301000000 | Marketing and Public Relations | 10700 | 114000 | Salaries-Classified Staff | 61,816 |
| 2301000000 | Marketing and Public Relations | 10700 | 126100 | Contract Service | 46,500 |
| 2301000000 | Marketing and Public Relations | 10700 | 131000 | Supplies | 15,730 |
| 2301000000 | Marketing and Public Relations | 10700 | 131300 | Postage | 1,461 |
| 2301000000 | Marketing and Public Relations | 10700 | 131450 | Periodicals (Not Libr) | 134 |
| 2301000000 | Marketing and Public Relations | 10700 | 138200 | Advertising | 257,126 |
| 2301000000 | Marketing and Public Relations | 10700 | 138210 | Promotional Items | 20,000 |
| 2301000000 | Marketing and Public Relations | 10700 | 138300 | Institutional Memberships | 1,150 |
| 2301000000 | Marketing and Public Relations | 10700 | 138320 | Web Subscription | 83,017 |
| 2301000000 | Marketing and Public Relations | 10700 | 138501 | BEAC | 500 |
| 2301000000 | Marketing and Public Relations | 10700 | 138502 | HEAC | 2,000 |
| 2301000000 | Marketing and Public Relations | 10700 | 141100 | Travel | 5,180 |
| 2301000000 Total | | | | | 933,097 |
| 2301200000 | Recruitment | 10700 | 111035 | Stipends | 9,000 |
| 2301200000 | Recruitment | 10700 | 113000 | Salaries-Administrative Support | 263,483 |
| 2301200000 | Recruitment | 10700 | 131000 | Supplies | 10,000 |
| 2301200000 | Recruitment | 10700 | 131300 | Postage | 500 |
| 2301200000 | Recruitment | 10700 | 138210 | Promotional Items | 15,000 |
| 2301200000 | Recruitment | 10700 | 138300 | Institutional Memberships | 500 |
| 2301200000 | Recruitment | 10700 | 141100 | Travel | 5,000 |
| 2301200000 | Recruitment | 10700 | 142100 | Travel-Professional Development | 500 |
| 2301200000 Total | | | | | 303,983 |
| 2301300000 | College Connection | 10700 | 113000 | Salaries-Administrative Support | 158,797 |
| 2301300000 | College Connection | 10700 | 131000 | Supplies | 7,000 |
| 2301300000 | College Connection | 10700 | 141100 | Travel | 3,000 |
| 2301300000 Total | | | | | 168,797 |
| 2301500000 | Student Ambassadors | 10700 | 131000 | Supplies | 5,000 |
| 2301500000 | Student Ambassadors | 10700 | 141100 | Travel | 450 |
| 2301500000 | Student Ambassadors | 10700 | 180100 | Scholarships (GT=T&F-Adult) | 12,300 |
| 2301500000 Total | | | | | 17,750 |
| 2303100000 | Institutional Research & Plan | 10700 | 113000 | Salaries-Administrative Support | 206,000 |
| 2303100000 | Institutional Research & Plan | 10700 | 131000 | Supplies | 750 |
| 2303100000 | Institutional Research & Plan | 10700 | 138300 | Institutional Memberships | 1,000 |
| 2303100000 | Institutional Research & Plan | 10700 | 141100 | Travel | 5,000 |
| 2303100000 | Institutional Research & Plan | 10700 | 142100 | Travel-Professional Development | 1,000 |
| 2303100000 Total | | | | | 213,750 |
| 2303500000 | Assessment and Accreditation | 10700 | 113000 | Salaries-Administrative Support | 103,000 |
| 2303500000 | Assessment and Accreditation | 10700 | 126100 | Contract Service | 3,400 |
| 2303500000 | Assessment and Accreditation | 10700 | 131000 | Supplies | 8,188 |
| 2303500000 | Assessment and Accreditation | 10700 | 138300 | Institutional Memberships | 11,300 |
| 2303500000 | Assessment and Accreditation | 10700 | 141100 | Travel | 5,000 |
| 2303500000 Total | | | | | 130,888 |

Lee College District
Operating Expense Budget - All Funds
Fiscal Year Ending August 31, 2020

| Department | Description | Fund | Account | Account Description | |
|-------------------------|----------------------------|-------|---------|---------------------------------|------------------|
| 2303600000 | QEP | 10700 | 113000 | Salaries-Administrative Support | 75,608 |
| 2303600000 | QEP | 10700 | 126100 | Contract Service | 5,500 |
| 2303600000 | QEP | 10700 | 131000 | Supplies | 6,100 |
| 2303600000 | QEP | 10700 | 141100 | Travel | 10,000 |
| 2303600000 Total | | | | | 97,208 |
| 2303700000 | Innovation and Improvement | 10700 | 126100 | Contract Service | 18,000 |
| 2303700000 | Innovation and Improvement | 10700 | 131000 | Supplies | 3,000 |
| 2303700000 | Innovation and Improvement | 10700 | 141100 | Travel | 10,000 |
| 2303700000 Total | | | | | 31,000 |
| 2304000000 | Central Phone System | 10700 | 114000 | Salaries-Classified Staff | 105,225 |
| 2304000000 | Central Phone System | 10700 | 126100 | Contract Service | 115,000 |
| 2304000000 | Central Phone System | 10700 | 131000 | Supplies | 30,000 |
| 2304000000 | Central Phone System | 10700 | 137100 | Repairs/Maintenance | 10,000 |
| 2304000000 | Central Phone System | 10700 | 141100 | Travel | 500 |
| 2304000000 Total | | | | | 260,725 |
| 2304500000 | Institutional Copier Costs | 10700 | 131000 | Supplies | 14,000 |
| 2304500000 | Institutional Copier Costs | 10700 | 136550 | Rentals | 8,000 |
| 2304500000 Total | | | | | 22,000 |
| 2305000000 | Communication Center | 10700 | 114000 | Salaries-Classified Staff | 26,147 |
| 2305000000 | Communication Center | 10700 | 114020 | PT Salaries-Classified Staff | 9,369 |
| 2305000000 | Communication Center | 10700 | 126100 | Contract Service | 1,756 |
| 2305000000 | Communication Center | 10700 | 131000 | Supplies | 1,500 |
| 2305000000 | Communication Center | 10700 | 150850 | Capital Lease | 7,727 |
| 2305000000 Total | | | | | 46,499 |
| 2306000000 | Official Functions | 10700 | 131000 | Supplies | 250 |
| 2306000000 | Official Functions | 10700 | 138500 | Other Cost | 1,500 |
| 2306000000 Total | | | | | 1,750 |
| 2306050000 | Wetlands Research Center | 10700 | 138500 | Other Cost | 15,000 |
| 2306050000 Total | | | | | 15,000 |
| 2308500000 | Commencement | 10700 | 126100 | Contract Service | 25,000 |
| 2308500000 | Commencement | 10700 | 131000 | Supplies | 6,800 |
| 2308500000 Total | | | | | 31,800 |
| 2308510000 | Commencement-HC/LC | 10700 | 126100 | Contract Service | 1,500 |
| 2308510000 | Commencement-HC/LC | 10700 | 131000 | Supplies | 2,800 |
| 2308510000 Total | | | | | 4,300 |
| 2309000000 | Insurance-Non-Property | 10700 | 136100 | Insurance-Property | 581,000 |
| 2309000000 | Insurance-Non-Property | 10700 | 136150 | Insurance-Liability | 32,750 |
| 2309000000 | Insurance-Non-Property | 10700 | 136250 | Insurance-Vehicles | 20,000 |
| 2309000000 | Insurance-Non-Property | 10700 | 136350 | Insurance-Other | 4,500 |
| 2309000000 Total | | | | | 638,250 |
| 2313010000 | HC/LC Publications | 10700 | 131000 | Supplies | 5,000 |
| 2313010000 Total | | | | | 5,000 |
| 2400000000 | Staff Benefits | 10700 | 121000 | Employer Medicare | 441,566 |
| 2400000000 | Staff Benefits | 10700 | 121100 | FICA | 1,673,750 |
| 2400000000 | Staff Benefits | 10700 | 121150 | OBRA Admin Costs | 1,500 |
| 2400000000 | Staff Benefits | 10700 | 121200 | Group Insurance-Staff | 3,074,942 |
| 2400000000 | Staff Benefits | 10700 | 121400 | Workers Compensation | 140,000 |
| 2400000000 | Staff Benefits | 10700 | 121500 | Educational Assistance | 50,000 |
| 2400000000 | Staff Benefits | 10700 | 121800 | Unemployment Compensation Ins | 45,000 |
| 2400000000 | Staff Benefits | 10700 | 122200 | State Retirement Match-Grants | 1,036,470 |
| 2400000000 | Staff Benefits | 10700 | 122250 | ORP Contributions (1.19%) | 85,490 |
| 2400000000 | Staff Benefits | 10700 | 122350 | Retirement-New Member Surcharge | 50,000 |
| 2400000000 | Staff Benefits | 10700 | 122400 | Employee Assistance Plan | 17,500 |
| 2400000000 Total | | | | | 6,616,218 |
| 2600000000 | Library | 10700 | 111000 | Salaries-Faculty | 192,849 |
| 2600000000 | Library | 10700 | 113000 | Salaries-Administrative Support | 95,444 |
| 2600000000 | Library | 10700 | 113020 | PT Salaries-Admin Support | 25,821 |

Lee College District
Operating Expense Budget - All Funds
Fiscal Year Ending August 31, 2020

| Department | Description | Fund | Account | Account Description | |
|-------------------------|----------------------------|-------|---------|---------------------------------|----------------|
| 2600000000 | Library | 10700 | 114000 | Salaries-Classified Staff | 112,818 |
| 2600000000 | Library | 10700 | 114020 | PT Salaries-Classified Staff | 10,496 |
| 2600000000 | Library | 10700 | 126100 | Contract Service | 44,149 |
| 2600000000 | Library | 10700 | 131000 | Supplies | 12,892 |
| 2600000000 | Library | 10700 | 137100 | Repairs/Maintenance | 5,400 |
| 2600000000 | Library | 10700 | 138300 | Institutional Memberships | 4,310 |
| 2600000000 | Library | 10700 | 141100 | Travel | 5,110 |
| 2600000000 | Library | 10700 | 142100 | Travel-Professional Development | 500 |
| 2600000000 | Library | 10700 | 150900 | Library Books | 86,000 |
| 2600000000 | Library | 10700 | 150910 | Library Periodicals | 36,446 |
| 2600000000 | Library | 10700 | 150920 | Library-Electronic Database | 69,865 |
| 2600000000 Total | | | | | 702,100 |
| 2600010000 | Library-HC/LC | 10700 | 111000 | Salaries-Faculty | 82,262 |
| 2600010000 | Library-HC/LC | 10700 | 131000 | Supplies | 550 |
| 2600010000 | Library-HC/LC | 10700 | 141100 | Travel | 2,500 |
| 2600010000 | Library-HC/LC | 10700 | 150900 | Library Books | 3,000 |
| 2600010000 | Library-HC/LC | 10700 | 150910 | Library Periodicals | 700 |
| 2600010000 Total | | | | | 89,012 |
| 2610000000 | Copyrights | 10700 | 138570 | Permissions | 7,000 |
| 2610000000 | Copyrights | 10700 | 141100 | Travel | 800 |
| 2610000000 Total | | | | | 7,800 |
| 2700000000 | Workforce/Comm Development | 10700 | 113000 | Salaries-Administrative Support | 243,080 |
| 2700000000 | Workforce/Comm Development | 10700 | 113020 | PT Salaries-Admin Support | 31,846 |
| 2700000000 | Workforce/Comm Development | 10700 | 114000 | Salaries-Classified Staff | 42,866 |
| 2700000000 | Workforce/Comm Development | 10700 | 126100 | Contract Service | 55,000 |
| 2700000000 | Workforce/Comm Development | 10700 | 131120 | Food | 500 |
| 2700000000 | Workforce/Comm Development | 10700 | 137100 | Repairs/Maintenance | 15,000 |
| 2700000000 | Workforce/Comm Development | 10700 | 138250 | Public Relations | 11,400 |
| 2700000000 | Workforce/Comm Development | 10700 | 138300 | Institutional Memberships | 7,500 |
| 2700000000 | Workforce/Comm Development | 10700 | 141100 | Travel | 10,000 |
| 2700000000 | Workforce/Comm Development | 10700 | 189100 | Contingency | 10,000 |
| 2700000000 Total | | | | | 427,192 |
| 2701000000 | W&CD Business Operations | 10700 | 113000 | Salaries-Administrative Support | 78,245 |
| 2701000000 | W&CD Business Operations | 10700 | 114000 | Salaries-Classified Staff | 151,200 |
| 2701000000 | W&CD Business Operations | 10700 | 114020 | PT Salaries-Classified Staff | 26,000 |
| 2701000000 | W&CD Business Operations | 10700 | 126100 | Contract Service | 8,103 |
| 2701000000 | W&CD Business Operations | 10700 | 131000 | Supplies | 12,700 |
| 2701000000 | W&CD Business Operations | 10700 | 131300 | Postage | 10,000 |
| 2701000000 | W&CD Business Operations | 10700 | 138200 | Advertising | 40,000 |
| 2701000000 | W&CD Business Operations | 10700 | 138210 | Promotional Items | 20,000 |
| 2701000000 | W&CD Business Operations | 10700 | 138300 | Institutional Memberships | 1,020 |
| 2701000000 | W&CD Business Operations | 10700 | 141100 | Travel | 3,000 |
| 2701000000 Total | | | | | 350,268 |
| 2704000000 | CE-Administration | 10700 | 113000 | Salaries-Administrative Support | 119,018 |
| 2704000000 | CE-Administration | 10700 | 114020 | PT Salaries-Classified Staff | 25,000 |
| 2704000000 | CE-Administration | 10700 | 126100 | Contract Service | 1,000 |
| 2704000000 | CE-Administration | 10700 | 141100 | Travel | 3,500 |
| 2704000000 Total | | | | | 148,518 |
| 2755000000 | CE-Adult Learning Center | 10700 | 131100 | Classroom Supplies | 500 |
| 2755000000 Total | | | | | 500 |
| 2761000000 | CE-Leisure Learning | 10700 | 111020 | Salaries-Faculty PT/Overload | 26,521 |
| 2761000000 | CE-Leisure Learning | 10700 | 126200 | Instruction Contract Service | 16,082 |
| 2761000000 | CE-Leisure Learning | 10700 | 131100 | Classroom Supplies | 7,375 |
| 2761000000 | CE-Leisure Learning | 10700 | 141100 | Travel | 500 |
| 2761000000 | CE-Leisure Learning | 10700 | 143100 | Travel-Student | 100 |
| 2761000000 Total | | | | | 50,578 |
| 2762000000 | CE-Senior Citizens | 10700 | 131000 | Supplies | 2,000 |

Lee College District
Operating Expense Budget - All Funds
Fiscal Year Ending August 31, 2020

| Department | Description | Fund | Account | Account Description | |
|-------------------------|--------------------------------|-------|---------|------------------------------|----------------|
| 2762000000 | CE-Senior Citizens | 10700 | 131100 | Classroom Supplies | 1,378 |
| 2762000000 | CE-Senior Citizens | 10700 | 131300 | Postage | 51 |
| 2762000000 | CE-Senior Citizens | 10700 | 141100 | Travel | 2,000 |
| 2762000000 | CE-Senior Citizens | 10700 | 143100 | Travel-Student | 10,000 |
| 2762000000 Total | | | | | 15,429 |
| 2765000000 | CE_Professional Develop | 10700 | 111020 | Salaries-Faculty PT/Overload | 6,720 |
| 2765000000 | CE_Professional Develop | 10700 | 126200 | Instruction Contract Service | 11,166 |
| 2765000000 | CE_Professional Develop | 10700 | 131100 | Classroom Supplies | 338 |
| 2765000000 | CE_Professional Develop | 10700 | 138600 | CE-TEST/BOOKS | 250 |
| 2765000000 | CE_Professional Develop | 10700 | 141100 | Travel | 195 |
| 2765000000 Total | | | | | 18,669 |
| 2781010000 | Advanced Technician Training | 10700 | 111020 | Salaries-Faculty PT/Overload | 227,750 |
| 2781010000 | Advanced Technician Training | 10700 | 113020 | PT Salaries-Admin Support | 32,947 |
| 2781010000 | Advanced Technician Training | 10700 | 114000 | Salaries-Classified Staff | 18,561 |
| 2781010000 | Advanced Technician Training | 10700 | 114020 | PT Salaries-Classified Staff | 45,760 |
| 2781010000 | Advanced Technician Training | 10700 | 126100 | Contract Service | 100,000 |
| 2781010000 | Advanced Technician Training | 10700 | 131100 | Classroom Supplies | 58,081 |
| 2781010000 | Advanced Technician Training | 10700 | 131900 | Non-Capitalized Equipment | 25,000 |
| 2781010000 | Advanced Technician Training | 10700 | 141100 | Travel | 4,800 |
| 2781010000 | Advanced Technician Training | 10700 | 150100 | Equipment | 130,000 |
| 2781010000 Total | | | | | 642,899 |
| 2781020000 | W&CD Indust. Contract Training | 10700 | 111020 | Salaries-Faculty PT/Overload | 56,580 |
| 2781020000 | W&CD Indust. Contract Training | 10700 | 126100 | Contract Service | 6,000 |
| 2781020000 | W&CD Indust. Contract Training | 10700 | 131100 | Classroom Supplies | 6,500 |
| 2781020000 | W&CD Indust. Contract Training | 10700 | 131900 | Non-Capitalized Equipment | 15,000 |
| 2781020000 | W&CD Indust. Contract Training | 10700 | 138600 | CE-TEST/BOOKS | 3,600 |
| 2781020000 | W&CD Indust. Contract Training | 10700 | 141100 | Travel | 1,850 |
| 2781020000 Total | | | | | 89,530 |
| 2781030000 | W&CD Other Contract Training | 10700 | 111020 | Salaries-Faculty PT/Overload | 23,310 |
| 2781030000 | W&CD Other Contract Training | 10700 | 126200 | Instruction Contract Service | 8,000 |
| 2781030000 | W&CD Other Contract Training | 10700 | 131100 | Classroom Supplies | 13,000 |
| 2781030000 | W&CD Other Contract Training | 10700 | 138600 | CE-TEST/BOOKS | 800 |
| 2781030000 Total | | | | | 45,110 |
| 2781040000 | W&CD Healthcare Open Enrollmen | 10700 | 111020 | Salaries-Faculty PT/Overload | 63,160 |
| 2781040000 | W&CD Healthcare Open Enrollmen | 10700 | 126100 | Contract Service | 1,500 |
| 2781040000 | W&CD Healthcare Open Enrollmen | 10700 | 126200 | Instruction Contract Service | 35,442 |
| 2781040000 | W&CD Healthcare Open Enrollmen | 10700 | 131100 | Classroom Supplies | 22,400 |
| 2781040000 | W&CD Healthcare Open Enrollmen | 10700 | 138600 | CE-TEST/BOOKS | 550 |
| 2781040000 | W&CD Healthcare Open Enrollmen | 10700 | 141100 | Travel | 2,100 |
| 2781040000 Total | | | | | 125,152 |
| 2781050000 | W&CD Industrial Open Enrollmen | 10700 | 111020 | Salaries-Faculty PT/Overload | 156,710 |
| 2781050000 | W&CD Industrial Open Enrollmen | 10700 | 126200 | Instruction Contract Service | 18,775 |
| 2781050000 | W&CD Industrial Open Enrollmen | 10700 | 131100 | Classroom Supplies | 5,000 |
| 2781050000 | W&CD Industrial Open Enrollmen | 10700 | 131900 | Non-Capitalized Equipment | 15,800 |
| 2781050000 | W&CD Industrial Open Enrollmen | 10700 | 138600 | CE-TEST/BOOKS | 1,250 |
| 2781050000 Total | | | | | 197,535 |
| 2781060000 | W&CD Fieldbus | 10700 | 111020 | Salaries-Faculty PT/Overload | 9,000 |
| 2781060000 | W&CD Fieldbus | 10700 | 126100 | Contract Service | 3,500 |
| 2781060000 | W&CD Fieldbus | 10700 | 131000 | Supplies | 750 |
| 2781060000 | W&CD Fieldbus | 10700 | 131100 | Classroom Supplies | 200 |
| 2781060000 | W&CD Fieldbus | 10700 | 138600 | CE-TEST/BOOKS | 800 |
| 2781060000 Total | | | | | 14,250 |
| 2781080000 | W&CD Assessment | 10700 | 111020 | Salaries-Faculty PT/Overload | 7,440 |
| 2781080000 | W&CD Assessment | 10700 | 131900 | Non-Capitalized Equipment | 4,000 |
| 2781080000 Total | | | | | 11,440 |
| 2781090000 | EMS Open Enrollment | 10700 | 126100 | Contract Service | 18,420 |
| 2781090000 | EMS Open Enrollment | 10700 | 131000 | Supplies | 500 |

Lee College District
Operating Expense Budget - All Funds
Fiscal Year Ending August 31, 2020

| Department | Description | Fund | Account | Account Description | |
|-------------------------|-------------------------------|-------|---------|---------------------------------|------------------|
| 2781090000 | EMS Open Enrollment | 10700 | 131100 | Classroom Supplies | 1,000 |
| 2781090000 | EMS Open Enrollment | 10700 | 138600 | CE-TEST/BOOKS | 500 |
| 2781090000 | EMS Open Enrollment | 10700 | 141100 | Travel | 1,500 |
| 2781090000 Total | | | | | 21,920 |
| 2781100000 | W&CD Workforce Development | 10700 | 113000 | Salaries-Administrative Support | 207,135 |
| 2781100000 | W&CD Workforce Development | 10700 | 114000 | Salaries-Classified Staff | 58,484 |
| 2781100000 | W&CD Workforce Development | 10700 | 114020 | PT Salaries-Classified Staff | 50,000 |
| 2781100000 | W&CD Workforce Development | 10700 | 126100 | Contract Service | 80,000 |
| 2781100000 | W&CD Workforce Development | 10700 | 141100 | Travel | 4,500 |
| 2781100000 Total | | | | | 400,119 |
| 2781200000 | W&CD Truck Driving Academy | 10700 | 111020 | Salaries-Faculty PT/Overload | 5,000 |
| 2781200000 | W&CD Truck Driving Academy | 10700 | 113000 | Salaries-Administrative Support | 82,936 |
| 2781200000 | W&CD Truck Driving Academy | 10700 | 114020 | PT Salaries-Classified Staff | 18,520 |
| 2781200000 | W&CD Truck Driving Academy | 10700 | 126100 | Contract Service | 15,000 |
| 2781200000 | W&CD Truck Driving Academy | 10700 | 131000 | Supplies | 10,000 |
| 2781200000 | W&CD Truck Driving Academy | 10700 | 131100 | Classroom Supplies | 12,000 |
| 2781200000 | W&CD Truck Driving Academy | 10700 | 131900 | Non-Capitalized Equipment | 35,000 |
| 2781200000 | W&CD Truck Driving Academy | 10700 | 138600 | CE-TEST/BOOKS | 5,000 |
| 2781200000 | W&CD Truck Driving Academy | 10700 | 141100 | Travel | 4,000 |
| 2781200000 | W&CD Truck Driving Academy | 10700 | 150100 | Equipment | 175,000 |
| 2781200000 Total | | | | | 362,456 |
| 2800000000 | Physical Plant Administration | 10700 | 113000 | Salaries-Administrative Support | 180,100 |
| 2800000000 | Physical Plant Administration | 10700 | 114500 | Salaries-Service Staff | 91,867 |
| 2800000000 | Physical Plant Administration | 10700 | 126100 | Contract Service | 4,400 |
| 2800000000 | Physical Plant Administration | 10700 | 131000 | Supplies | 3,600 |
| 2800000000 | Physical Plant Administration | 10700 | 131900 | Non-Capitalized Equipment | 8,098 |
| 2800000000 | Physical Plant Administration | 10700 | 136550 | Rentals | 95,000 |
| 2800000000 | Physical Plant Administration | 10700 | 136600 | Rental | 45,000 |
| 2800000000 | Physical Plant Administration | 10700 | 138300 | Institutional Memberships | 1,200 |
| 2800000000 | Physical Plant Administration | 10700 | 138500 | Other Cost | 500 |
| 2800000000 | Physical Plant Administration | 10700 | 139100 | Utilities-Electricity | 5,000 |
| 2800000000 | Physical Plant Administration | 10700 | 141100 | Travel | 1,500 |
| 2800000000 Total | | | | | 436,265 |
| 2801000000 | Security | 10700 | 111030 | Overtime | 33,000 |
| 2801000000 | Security | 10700 | 111035 | Stipends | 10,500 |
| 2801000000 | Security | 10700 | 113000 | Salaries-Administrative Support | 64,518 |
| 2801000000 | Security | 10700 | 114500 | Salaries-Service Staff | 561,331 |
| 2801000000 | Security | 10700 | 114520 | PT Salaries-Service Staff | 138,159 |
| 2801000000 | Security | 10700 | 126100 | Contract Service | 13,092 |
| 2801000000 | Security | 10700 | 131000 | Supplies | 23,500 |
| 2801000000 | Security | 10700 | 131900 | Non-Capitalized Equipment | 52,800 |
| 2801000000 | Security | 10700 | 138300 | Institutional Memberships | 400 |
| 2801000000 | Security | 10700 | 141100 | Travel | 8,350 |
| 2801000000 Total | | | | | 905,650 |
| 2802000000 | Building Maintenance-Campus | 10700 | 111035 | Stipends | 6,000 |
| 2802000000 | Building Maintenance-Campus | 10700 | 114500 | Salaries-Service Staff | 485,281 |
| 2802000000 | Building Maintenance-Campus | 10700 | 126100 | Contract Service | 514,400 |
| 2802000000 | Building Maintenance-Campus | 10700 | 131000 | Supplies | 135,149 |
| 2802000000 | Building Maintenance-Campus | 10700 | 136550 | Rentals | 7,500 |
| 2802000000 | Building Maintenance-Campus | 10700 | 137100 | Repairs/Maintenance | 1,022,880 |
| 2802000000 | Building Maintenance-Campus | 10700 | 138500 | Other Cost | 5,814 |
| 2802000000 | Building Maintenance-Campus | 10700 | 141100 | Travel | 1,500 |
| 2802000000 | Building Maintenance-Campus | 10700 | 150100 | Equipment | 5,148 |
| 2802000000 Total | | | | | 2,183,672 |
| 2803000000 | Custodial Services | 10700 | 111035 | Stipends | 6,000 |
| 2803000000 | Custodial Services | 10700 | 114500 | Salaries-Service Staff | 620,019 |
| 2803000000 | Custodial Services | 10700 | 114520 | PT Salaries-Service Staff | 41,922 |

Lee College District
Operating Expense Budget - All Funds
Fiscal Year Ending August 31, 2020

| Department | Description | Fund | Account | Account Description | |
|-------------------|------------------------------|-------|---------|---------------------------------|------------------|
| 2803000000 | Custodial Services | 10700 | 131000 | Supplies | 91,000 |
| 2803000000 | Custodial Services | 10700 | 137100 | Repairs/Maintenance | 1,000 |
| 2803000000 | Total | | | | 759,941 |
| 2804000000 | Grounds Maintenance-Campus | 10700 | 111035 | Stipends | 3,000 |
| 2804000000 | Grounds Maintenance-Campus | 10700 | 114500 | Salaries-Service Staff | 260,218 |
| 2804000000 | Grounds Maintenance-Campus | 10700 | 126100 | Contract Service | 196,500 |
| 2804000000 | Grounds Maintenance-Campus | 10700 | 131000 | Supplies | 8,000 |
| 2804000000 | Grounds Maintenance-Campus | 10700 | 137100 | Repairs/Maintenance | 40,000 |
| 2804000000 | Total | | | | 507,718 |
| 2805000000 | Utilities-Campus | 10700 | 139100 | Utilities-Electricity | 1,047,386 |
| 2805000000 | Utilities-Campus | 10700 | 139150 | Utilities-Natural Gas | 130,418 |
| 2805000000 | Utilities-Campus | 10700 | 139200 | Utilities-Water/Sewage/Refuge | 207,500 |
| 2805000000 | Total | | | | 1,385,304 |
| 2805050000 | McNair Center Utilities | 10700 | 139100 | Utilities-Electricity | 107,500 |
| 2805050000 | McNair Center Utilities | 10700 | 139200 | Utilities-Water/Sewage/Refuge | 7,500 |
| 2805050000 | Total | | | | 115,000 |
| 2805060000 | Utilities-Off Campus | 10700 | 139100 | Utilities-Electricity | 8,500 |
| 2805060000 | Total | | | | 8,500 |
| 2806000000 | Transportation | 10700 | 111035 | Stipends | 3,000 |
| 2806000000 | Transportation | 10700 | 114500 | Salaries-Service Staff | 55,831 |
| 2806000000 | Transportation | 10700 | 126100 | Contract Service | 1,550 |
| 2806000000 | Transportation | 10700 | 131000 | Supplies | 15,000 |
| 2806000000 | Transportation | 10700 | 133500 | Supplies-Gasoline & Diesel | 34,000 |
| 2806000000 | Transportation | 10700 | 137100 | Repairs/Maintenance | 20,000 |
| 2806000000 | Transportation | 10700 | 138500 | Other Cost | 2,000 |
| 2806000000 | Transportation | 10700 | 141100 | Travel | 100 |
| 2806000000 | Transportation | 10700 | 150100 | Equipment | 45,000 |
| 2806000000 | Total | | | | 176,481 |
| 2807000000 | Shipping and Receiving | 10700 | 114500 | Salaries-Service Staff | 128,209 |
| 2807000000 | Shipping and Receiving | 10700 | 126100 | Contract Service | 5,000 |
| 2807000000 | Shipping and Receiving | 10700 | 131000 | Supplies | 3,500 |
| 2807000000 | Shipping and Receiving | 10700 | 137100 | Repairs/Maintenance | 200 |
| 2807000000 | Total | | | | 136,909 |
| 3000000000 | VP of Instruction | 10700 | 113000 | Salaries-Administrative Support | 229,350 |
| 3000000000 | VP of Instruction | 10700 | 114000 | Salaries-Classified Staff | 51,956 |
| 3000000000 | VP of Instruction | 10700 | 126100 | Contract Service | 5,000 |
| 3000000000 | VP of Instruction | 10700 | 131000 | Supplies | 5,000 |
| 3000000000 | VP of Instruction | 10700 | 138300 | Institutional Memberships | 16,390 |
| 3000000000 | VP of Instruction | 10700 | 141100 | Travel | 15,000 |
| 3000000000 | VP of Instruction | 10700 | 189100 | Contingency | 10,000 |
| 3000000000 | Total | | | | 332,696 |
| 3030000000 | Dept of Equity and Inclusion | 10700 | 126100 | Contract Service | 10,000 |
| 3030000000 | Dept of Equity and Inclusion | 10700 | 131000 | Supplies | 2,000 |
| 3030000000 | Dept of Equity and Inclusion | 10700 | 138210 | Promotional Items | 2,000 |
| 3030000000 | Total | | | | 14,000 |
| 3100000000 | Dean of Academic Studies | 10700 | 113000 | Salaries-Administrative Support | 125,197 |
| 3100000000 | Dean of Academic Studies | 10700 | 114000 | Salaries-Classified Staff | 46,683 |
| 3100000000 | Dean of Academic Studies | 10700 | 131000 | Supplies | 3,770 |
| 3100000000 | Dean of Academic Studies | 10700 | 131900 | Non-Capitalized Equipment | 25,000 |
| 3100000000 | Dean of Academic Studies | 10700 | 138300 | Institutional Memberships | 256 |
| 3100000000 | Dean of Academic Studies | 10700 | 141100 | Travel | 10,000 |
| 3100000000 | Dean of Academic Studies | 10700 | 189100 | Contingency | 15,000 |
| 3100000000 | Total | | | | 225,906 |
| 3100100000 | Academic Instruction-HC/LC | 10700 | 141100 | Travel | 119,976 |
| 3100100000 | Total | | | | 119,976 |
| 3101000000 | Division-Business Technology | 10700 | 114000 | Salaries-Classified Staff | 36,029 |
| 3101000000 | Division-Business Technology | 10700 | 131000 | Supplies | 1,600 |

Lee College District
Operating Expense Budget - All Funds
Fiscal Year Ending August 31, 2020

| Department | Description | Fund | Account | Account Description | |
|-------------------------|--------------------------------|-------|---------|---------------------------------|----------------|
| 3101000000 Total | | | | | 37,629 |
| 3101500000 | Division-Computer Technology | 10700 | 114000 | Salaries-Classified Staff | 34,980 |
| 3101500000 Total | | | | | 34,980 |
| 3102000000 | Division-English Communicatio | 10700 | 114000 | Salaries-Classified Staff | 35,088 |
| 3102000000 Total | | | | | 35,088 |
| 3102500000 | Division-Visual and Perform Ar | 10700 | 114000 | Salaries-Classified Staff | 53,845 |
| 3102500000 | Division-Visual and Perform Ar | 10700 | 131000 | Supplies | 249 |
| 3102500000 Total | | | | | 54,094 |
| 3103000000 | Division-Math/Science | 10700 | 111035 | Stipends | 6,000 |
| 3103000000 | Division-Math/Science | 10700 | 114000 | Salaries-Classified Staff | 36,050 |
| 3103000000 | Division-Math/Science | 10700 | 131000 | Supplies | 1,351 |
| 3103000000 | Division-Math/Science | 10700 | 141100 | Travel | 1,300 |
| 3103000000 Total | | | | | 44,701 |
| 3104400000 | Model UN | 10700 | 131000 | Supplies | 2,500 |
| 3104400000 | Model UN | 10700 | 141100 | Travel | 7,750 |
| 3104400000 | Model UN | 10700 | 143100 | Travel-Student | 28,080 |
| 3104400000 Total | | | | | 38,330 |
| 3104500000 | Honors Program | 10700 | 111035 | Stipends | 11,000 |
| 3104500000 | Honors Program | 10700 | 114000 | Salaries-Classified Staff | 40,827 |
| 3104500000 | Honors Program | 10700 | 131000 | Supplies | 5,050 |
| 3104500000 | Honors Program | 10700 | 138300 | Institutional Memberships | 2,000 |
| 3104500000 | Honors Program | 10700 | 141100 | Travel | 6,500 |
| 3104500000 | Honors Program | 10700 | 143100 | Travel-Student | 8,500 |
| 3104500000 Total | | | | | 73,877 |
| 3104600000 | International Education | 10700 | 131000 | Supplies | 1,500 |
| 3104600000 | International Education | 10700 | 138500 | Other Cost | 1,000 |
| 3104600000 | International Education | 10700 | 141100 | Travel | 1,000 |
| 3104600000 | International Education | 10700 | 143100 | Travel-Student | 23,000 |
| 3104600000 Total | | | | | 26,500 |
| 3104700000 | VCT | 10700 | 126100 | Contract Service | 8,000 |
| 3104700000 Total | | | | | 8,000 |
| 3104720000 | Distance Learning | 10700 | 111035 | Stipends | 31,000 |
| 3104720000 | Distance Learning | 10700 | 114020 | PT Salaries-Classified Staff | 27,300 |
| 3104720000 | Distance Learning | 10700 | 126100 | Contract Service | 60,655 |
| 3104720000 | Distance Learning | 10700 | 131000 | Supplies | 2,200 |
| 3104720000 | Distance Learning | 10700 | 131900 | Non-Capitalized Equipment | 46,000 |
| 3104720000 | Distance Learning | 10700 | 138300 | Institutional Memberships | 2,470 |
| 3104720000 | Distance Learning | 10700 | 141100 | Travel | 20,000 |
| 3104720000 Total | | | | | 189,625 |
| 3104750000 | Developmental Education | 10700 | 111000 | Salaries-Faculty | 302,820 |
| 3104750000 | Developmental Education | 10700 | 111035 | Stipends | 6,000 |
| 3104750000 | Developmental Education | 10700 | 114000 | Salaries-Classified Staff | 43,969 |
| 3104750000 | Developmental Education | 10700 | 131000 | Supplies | 16,204 |
| 3104750000 | Developmental Education | 10700 | 141100 | Travel | 8,216 |
| 3104750000 Total | | | | | 377,209 |
| 3104800000 | Dual Enrollment | 10700 | 113000 | Salaries-Administrative Support | 232,031 |
| 3104800000 | Dual Enrollment | 10700 | 114000 | Salaries-Classified Staff | 38,259 |
| 3104800000 | Dual Enrollment | 10700 | 126200 | Instruction Contract Service | 302,000 |
| 3104800000 | Dual Enrollment | 10700 | 131000 | Supplies | 10,000 |
| 3104800000 | Dual Enrollment | 10700 | 138300 | Institutional Memberships | 560 |
| 3104800000 | Dual Enrollment | 10700 | 141000 | Travel-Teaching Sites | 45,200 |
| 3104800000 | Dual Enrollment | 10700 | 141100 | Travel | 10,000 |
| 3104800000 Total | | | | | 638,050 |
| 3104810000 | Stuart Early College | 10700 | 131000 | Supplies | 7,250 |
| 3104810000 | Stuart Early College | 10700 | 141100 | Travel | 2,750 |
| 3104810000 Total | | | | | 10,000 |
| 3104820000 | Impact Early College | 10700 | 131000 | Supplies | 1,000 |

Lee College District
Operating Expense Budget - All Funds
Fiscal Year Ending August 31, 2020

| Department | Description | Fund | Account | Account Description | |
|-------------------------|---------------------------|-------|---------|---------------------------------|----------------|
| 3104820000 | Impact Early College | 10700 | 141100 | Travel | 4,000 |
| 3104820000 Total | | | | | 5,000 |
| 3240000000 | Biological Science-Campus | 10700 | 111000 | Salaries-Faculty | 693,275 |
| 3240000000 | Biological Science-Campus | 10700 | 111035 | Stipends | 5,000 |
| 3240000000 | Biological Science-Campus | 10700 | 114000 | Salaries-Classified Staff | 33,990 |
| 3240000000 | Biological Science-Campus | 10700 | 131000 | Supplies | 40,544 |
| 3240000000 | Biological Science-Campus | 10700 | 137100 | Repairs/Maintenance | 7,000 |
| 3240000000 | Biological Science-Campus | 10700 | 141100 | Travel | 3,300 |
| 3240000000 | Biological Science-Campus | 10700 | 143100 | Travel-Student | 1,000 |
| 3240000000 Total | | | | | 784,109 |
| 3240010000 | Biological Science-HC/LC | 10700 | 111000 | Salaries-Faculty | 60,255 |
| 3240010000 | Biological Science-HC/LC | 10700 | 131000 | Supplies | 550 |
| 3240010000 | Biological Science-HC/LC | 10700 | 137100 | Repairs/Maintenance | 200 |
| 3240010000 Total | | | | | 61,005 |
| 3250000000 | Business Mgt-Campus | 10700 | 111000 | Salaries-Faculty | 93,046 |
| 3250000000 | Business Mgt-Campus | 10700 | 131000 | Supplies | 1,860 |
| 3250000000 | Business Mgt-Campus | 10700 | 141100 | Travel | 300 |
| 3250000000 Total | | | | | 95,206 |
| 3250010000 | Business Mgt-HC/LC | 10700 | 111000 | Salaries-Faculty | 480,034 |
| 3250010000 | Business Mgt-HC/LC | 10700 | 111035 | Stipends | 6,000 |
| 3250010000 | Business Mgt-HC/LC | 10700 | 131000 | Supplies | 850 |
| 3250010000 | Business Mgt-HC/LC | 10700 | 141100 | Travel | 3,000 |
| 3250010000 | Business Mgt-HC/LC | 10700 | 142100 | Travel-Professional Development | 1,800 |
| 3250010000 Total | | | | | 491,684 |
| 3260100000 | Communications-Media | 10700 | 111000 | Salaries-Faculty | 64,265 |
| 3260100000 | Communications-Media | 10700 | 131000 | Supplies | 3,773 |
| 3260100000 | Communications-Media | 10700 | 138300 | Institutional Memberships | 88 |
| 3260100000 | Communications-Media | 10700 | 141100 | Travel | 300 |
| 3260100000 Total | | | | | 68,426 |
| 3260200000 | Photography | 10700 | 131000 | Supplies | 4,800 |
| 3260200000 | Photography | 10700 | 141100 | Travel | 200 |
| 3260200000 Total | | | | | 5,000 |
| 3270000000 | Computer Science | 10700 | 111000 | Salaries-Faculty | 77,176 |
| 3270000000 | Computer Science | 10700 | 131000 | Supplies | 500 |
| 3270000000 Total | | | | | 77,676 |
| 3270110000 | Culinary Arts - HC/LC | 10700 | 111000 | Salaries-Faculty | 140,478 |
| 3270110000 | Culinary Arts - HC/LC | 10700 | 111035 | Stipends | 11,002 |
| 3270110000 | Culinary Arts - HC/LC | 10700 | 131000 | Supplies | 28,663 |
| 3270110000 | Culinary Arts - HC/LC | 10700 | 131140 | TDC Contract Supplies | 10,000 |
| 3270110000 | Culinary Arts - HC/LC | 10700 | 137100 | Repairs/Maintenance | 1,192 |
| 3270110000 | Culinary Arts - HC/LC | 10700 | 138500 | Other Cost | 1,760 |
| 3270110000 | Culinary Arts - HC/LC | 10700 | 141100 | Travel | 600 |
| 3270110000 Total | | | | | 193,695 |
| 3280000000 | Kinesiology | 10700 | 111000 | Salaries-Faculty | 280,042 |
| 3280000000 | Kinesiology | 10700 | 111035 | Stipends | 6,000 |
| 3280000000 | Kinesiology | 10700 | 114000 | Salaries-Classified Staff | 37,111 |
| 3280000000 | Kinesiology | 10700 | 131000 | Supplies | 8,450 |
| 3280000000 | Kinesiology | 10700 | 141100 | Travel | 2,000 |
| 3280000000 Total | | | | | 333,603 |
| 3280010000 | Wellness Program | 10700 | 113000 | Salaries-Administrative Support | 66,890 |
| 3280010000 | Wellness Program | 10700 | 114020 | PT Salaries-Classified Staff | 76,346 |
| 3280010000 | Wellness Program | 10700 | 126100 | Contract Service | 1,600 |
| 3280010000 | Wellness Program | 10700 | 131000 | Supplies | 4,325 |
| 3280010000 | Wellness Program | 10700 | 137100 | Repairs/Maintenance | 24,101 |
| 3280010000 | Wellness Program | 10700 | 138500 | Other Cost | 1,900 |
| 3280010000 Total | | | | | 175,162 |
| 3280020000 | Wellness-HC/LC | 10700 | 138500 | Other Cost | 3,000 |

Lee College District
Operating Expense Budget - All Funds
Fiscal Year Ending August 31, 2020

| Department | Description | Fund | Account | Account Description | |
|-------------------------|-----------------------------|-------|---------|---------------------------------|----------------|
| 3280020000 Total | | | | | 3,000 |
| 3280200000 | TECA Education | 10700 | 111000 | Salaries-Faculty | 124,064 |
| 3280200000 | TECA Education | 10700 | 111035 | Stipends | 5,000 |
| 3280200000 | TECA Education | 10700 | 126100 | Contract Service | 4,500 |
| 3280200000 | TECA Education | 10700 | 131000 | Supplies | 3,900 |
| 3280200000 | TECA Education | 10700 | 138500 | Other Cost | 3,850 |
| 3280200000 | TECA Education | 10700 | 141100 | Travel | 600 |
| 3280200000 Total | | | | | 141,914 |
| 3290000000 | Engineering-Campus | 10700 | 131000 | Supplies | 1,150 |
| 3290000000 Total | | | | | 1,150 |
| 3300000000 | Music-Instrumental | 10700 | 111000 | Salaries-Faculty | 258,617 |
| 3300000000 | Music-Instrumental | 10700 | 111035 | Stipends | 35,000 |
| 3300000000 | Music-Instrumental | 10700 | 126100 | Contract Service | 3,650 |
| 3300000000 | Music-Instrumental | 10700 | 131000 | Supplies | 6,584 |
| 3300000000 | Music-Instrumental | 10700 | 137100 | Repairs/Maintenance | 187 |
| 3300000000 | Music-Instrumental | 10700 | 138500 | Other Cost | 2,555 |
| 3300000000 | Music-Instrumental | 10700 | 141100 | Travel | 1,300 |
| 3300000000 | Music-Instrumental | 10700 | 143100 | Travel-Student | 1,500 |
| 3300000000 Total | | | | | 309,393 |
| 3300010000 | Fine and Applied Arts-HC/LC | 10700 | 131000 | Supplies | 400 |
| 3300010000 Total | | | | | 400 |
| 3300020000 | Music-Vocal | 10700 | 126100 | Contract Service | 4,491 |
| 3300020000 | Music-Vocal | 10700 | 131000 | Supplies | 405 |
| 3300020000 | Music-Vocal | 10700 | 142100 | Travel-Professional Development | 596 |
| 3300020000 Total | | | | | 5,492 |
| 3300030000 | Music-Piano | 10700 | 131000 | Supplies | 1,400 |
| 3300030000 | Music-Piano | 10700 | 137100 | Repairs/Maintenance | 7,100 |
| 3300030000 | Music-Piano | 10700 | 141100 | Travel | 200 |
| 3300030000 | Music-Piano | 10700 | 143100 | Travel-Student | 100 |
| 3300030000 Total | | | | | 8,800 |
| 3300100000 | Theater Arts | 10700 | 111000 | Salaries-Faculty | 68,079 |
| 3300100000 | Theater Arts | 10700 | 111035 | Stipends | 5,000 |
| 3300100000 | Theater Arts | 10700 | 114000 | Salaries-Classified Staff | 40,937 |
| 3300100000 | Theater Arts | 10700 | 114020 | PT Salaries-Classified Staff | 1,336 |
| 3300100000 | Theater Arts | 10700 | 126100 | Contract Service | 2,000 |
| 3300100000 | Theater Arts | 10700 | 131000 | Supplies | 10,573 |
| 3300100000 | Theater Arts | 10700 | 136600 | Rental | 2,622 |
| 3300100000 | Theater Arts | 10700 | 141100 | Travel | 4,946 |
| 3300100000 | Theater Arts | 10700 | 142100 | Travel-Professional Development | 1,800 |
| 3300100000 Total | | | | | 137,293 |
| 3300200000 | Visual Arts | 10700 | 111000 | Salaries-Faculty | 141,202 |
| 3300200000 | Visual Arts | 10700 | 114020 | PT Salaries-Classified Staff | 1,300 |
| 3300200000 | Visual Arts | 10700 | 131000 | Supplies | 9,026 |
| 3300200000 | Visual Arts | 10700 | 141100 | Travel | 400 |
| 3300200000 | Visual Arts | 10700 | 143100 | Travel-Student | 150 |
| 3300200000 Total | | | | | 152,078 |
| 3310000000 | Foreign Language | 10700 | 111000 | Salaries-Faculty | 81,848 |
| 3310000000 | Foreign Language | 10700 | 131000 | Supplies | 905 |
| 3310000000 | Foreign Language | 10700 | 141100 | Travel | 300 |
| 3310000000 Total | | | | | 83,053 |
| 3320000000 | Speech | 10700 | 111000 | Salaries-Faculty | 338,828 |
| 3320000000 | Speech | 10700 | 111035 | Stipends | 19,500 |
| 3320000000 | Speech | 10700 | 131000 | Supplies | 2,500 |
| 3320000000 | Speech | 10700 | 141100 | Travel | 1,500 |
| 3320000000 Total | | | | | 362,328 |
| 3321000000 | Forensics | 10700 | 131000 | Supplies | 6,500 |
| 3321000000 | Forensics | 10700 | 141100 | Travel | 11,300 |

Lee College District
Operating Expense Budget - All Funds
Fiscal Year Ending August 31, 2020

| Department | Description | Fund | Account | Account Description | |
|-------------------------|--------------------------------|-------|---------|---------------------------------|------------------|
| 3321000000 | Forensics | 10700 | 143100 | Travel-Student | 76,125 |
| 3321000000 Total | | | | | 93,925 |
| 3350000000 | English and Humanities | 10700 | 111000 | Salaries-Faculty | 1,134,036 |
| 3350000000 | English and Humanities | 10700 | 111035 | Stipends | 11,000 |
| 3350000000 | English and Humanities | 10700 | 131000 | Supplies | 4,620 |
| 3350000000 | English and Humanities | 10700 | 138300 | Institutional Memberships | 200 |
| 3350000000 | English and Humanities | 10700 | 141100 | Travel | 18,100 |
| 3350000000 | English and Humanities | 10700 | 142100 | Travel-Professional Development | 2,683 |
| 3350000000 | English and Humanities | 10700 | 143100 | Travel-Student | 399 |
| 3350000000 Total | | | | | 1,171,038 |
| 3350010000 | English and Humanities - HC/LC | 10700 | 111000 | Salaries-Faculty | 117,876 |
| 3350010000 | English and Humanities - HC/LC | 10700 | 131000 | Supplies | 500 |
| 3350010000 Total | | | | | 118,376 |
| 3350200000 | Developmental Reading | 10700 | 111000 | Salaries-Faculty | 101,970 |
| 3350200000 | Developmental Reading | 10700 | 111035 | Stipends | 2,500 |
| 3350200000 | Developmental Reading | 10700 | 138300 | Institutional Memberships | 500 |
| 3350200000 | Developmental Reading | 10700 | 141100 | Travel | 1,739 |
| 3350200000 Total | | | | | 106,709 |
| 3350210000 | Developmental Reading-HC/LC | 10700 | 111000 | Salaries-Faculty | 56,991 |
| 3350210000 | Developmental Reading-HC/LC | 10700 | 131000 | Supplies | 500 |
| 3350210000 Total | | | | | 57,491 |
| 3350300000 | Writing Center | 10700 | 114020 | PT Salaries-Classified Staff | 60,000 |
| 3350300000 | Writing Center | 10700 | 131000 | Supplies | 1,350 |
| 3350300000 Total | | | | | 61,350 |
| 3350500000 | Retention and Transition Serv | 10700 | 111000 | Salaries-Faculty | 3,605 |
| 3350500000 | Retention and Transition Serv | 10700 | 111035 | Stipends | 6,500 |
| 3350500000 | Retention and Transition Serv | 10700 | 113000 | Salaries-Administrative Support | 140,734 |
| 3350500000 | Retention and Transition Serv | 10700 | 113020 | PT Salaries-Admin Support | 18,313 |
| 3350500000 | Retention and Transition Serv | 10700 | 114000 | Salaries-Classified Staff | 39,298 |
| 3350500000 | Retention and Transition Serv | 10700 | 126100 | Contract Service | 13,500 |
| 3350500000 | Retention and Transition Serv | 10700 | 131000 | Supplies | 11,000 |
| 3350500000 | Retention and Transition Serv | 10700 | 131300 | Postage | 2,500 |
| 3350500000 | Retention and Transition Serv | 10700 | 138210 | Promotional Items | 8,000 |
| 3350500000 | Retention and Transition Serv | 10700 | 138300 | Institutional Memberships | 500 |
| 3350500000 | Retention and Transition Serv | 10700 | 141100 | Travel | 7,500 |
| 3350500000 Total | | | | | 251,450 |
| 3370000000 | Mathematics | 10700 | 111000 | Salaries-Faculty | 492,637 |
| 3370000000 | Mathematics | 10700 | 131000 | Supplies | 6,350 |
| 3370000000 | Mathematics | 10700 | 141100 | Travel | 1,800 |
| 3370000000 Total | | | | | 500,787 |
| 3370010000 | Mathematics-HC/LC | 10700 | 131000 | Supplies | 450 |
| 3370010000 Total | | | | | 450 |
| 3370100000 | Math Lab | 10700 | 114020 | PT Salaries-Classified Staff | 61,000 |
| 3370100000 | Math Lab | 10700 | 131000 | Supplies | 500 |
| 3370100000 | Math Lab | 10700 | 141100 | Travel | 300 |
| 3370100000 Total | | | | | 61,800 |
| 3370200000 | Dev Ed - Math | 10700 | 111000 | Salaries-Faculty | 312,373 |
| 3370200000 | Dev Ed - Math | 10700 | 111035 | Stipends | 2,500 |
| 3370200000 Total | | | | | 314,873 |
| 3371100000 | Math Coordinator | 10700 | 141100 | Travel | 2,991 |
| 3371100000 Total | | | | | 2,991 |
| 3390000000 | Physical Science-Campus | 10700 | 111000 | Salaries-Faculty | 806,718 |
| 3390000000 | Physical Science-Campus | 10700 | 111035 | Stipends | 5,000 |
| 3390000000 | Physical Science-Campus | 10700 | 114020 | PT Salaries-Classified Staff | 27,000 |
| 3390000000 | Physical Science-Campus | 10700 | 131000 | Supplies | 33,000 |
| 3390000000 | Physical Science-Campus | 10700 | 137100 | Repairs/Maintenance | 13,000 |
| 3390000000 | Physical Science-Campus | 10700 | 138590 | Honors Program Costs | 3,000 |

Lee College District
Operating Expense Budget - All Funds
Fiscal Year Ending August 31, 2020

| Department | Description | Fund | Account | Account Description | |
|-------------------|------------------------------|-------|---------|---------------------------------|------------------|
| 3390000000 | Physical Science-Campus | 10700 | 141100 | Travel | 3,000 |
| 3390000000 | Physical Science-Campus | 10700 | 143100 | Travel-Student | 2,300 |
| 3390000000 | Total | | | | 893,018 |
| 3390010000 | Phys Science-HC/LC | 10700 | 131000 | Supplies | 200 |
| 3390010000 | Total | | | | 200 |
| 3400000000 | Psychology | 10700 | 111000 | Salaries-Faculty | 235,764 |
| 3400000000 | Psychology | 10700 | 114020 | PT Salaries-Classified Staff | 3,000 |
| 3400000000 | Psychology | 10700 | 131000 | Supplies | 1,050 |
| 3400000000 | Psychology | 10700 | 141100 | Travel | 900 |
| 3400000000 | Total | | | | 240,714 |
| 3400010000 | Psychology-HC/LC | 10700 | 131000 | Supplies | 350 |
| 3400010000 | Total | | | | 350 |
| 3420000000 | Social Science | 10700 | 111000 | Salaries-Faculty | 1,047,531 |
| 3420000000 | Social Science | 10700 | 111035 | Stipends | 6,000 |
| 3420000000 | Social Science | 10700 | 114000 | Salaries-Classified Staff | 40,773 |
| 3420000000 | Social Science | 10700 | 126100 | Contract Service | 3,000 |
| 3420000000 | Social Science | 10700 | 131000 | Supplies | 6,800 |
| 3420000000 | Social Science | 10700 | 141100 | Travel | 4,200 |
| 3420000000 | Social Science | 10700 | 142100 | Travel-Professional Development | 900 |
| 3420000000 | Social Science | 10700 | 143100 | Travel-Student | 400 |
| 3420000000 | Total | | | | 1,109,604 |
| 3420010000 | Social Science-HC/LC | 10700 | 131000 | Supplies | 400 |
| 3420010000 | Total | | | | 400 |
| 3500010000 | Tech Voc Instructional HC/LC | 10700 | 141100 | Travel | 2,000 |
| 3500010000 | Total | | | | 2,000 |
| 3500150000 | Open Lab | 10700 | 114000 | Salaries-Classified Staff | 46,759 |
| 3500150000 | Open Lab | 10700 | 114020 | PT Salaries-Classified Staff | 16,000 |
| 3500150000 | Open Lab | 10700 | 131000 | Supplies | 2,000 |
| 3500150000 | Total | | | | 64,759 |
| 3500200000 | Industrial Education | 10700 | 111000 | Salaries-Faculty | 116,798 |
| 3500200000 | Industrial Education | 10700 | 114000 | Salaries-Classified Staff | 72,091 |
| 3500200000 | Industrial Education | 10700 | 131000 | Supplies | 9,000 |
| 3500200000 | Industrial Education | 10700 | 141100 | Travel | 1,200 |
| 3500200000 | Total | | | | 199,089 |
| 3500500000 | Allied Health | 10700 | 131000 | Supplies | 134 |
| 3500500000 | Allied Health | 10700 | 131900 | Non-Capitalized Equipment | 1,300 |
| 3500500000 | Total | | | | 1,434 |
| 3500700000 | Tech Vocational Studies | 10700 | 114000 | Salaries-Classified Staff | 45,013 |
| 3500700000 | Tech Vocational Studies | 10700 | 131000 | Supplies | 5,000 |
| 3500700000 | Tech Vocational Studies | 10700 | 141100 | Travel | 5,000 |
| 3500700000 | Total | | | | 55,013 |
| 3502610000 | Horticulture-HC/LC - Ellis | 10700 | 111000 | Salaries-Faculty | 68,096 |
| 3502610000 | Horticulture-HC/LC - Ellis | 10700 | 111035 | Stipends | 11,501 |
| 3502610000 | Horticulture-HC/LC - Ellis | 10700 | 131000 | Supplies | 11,772 |
| 3502610000 | Horticulture-HC/LC - Ellis | 10700 | 131140 | TDC Contract Supplies | 3,950 |
| 3502610000 | Horticulture-HC/LC - Ellis | 10700 | 138500 | Other Cost | 4,000 |
| 3502610000 | Horticulture-HC/LC - Ellis | 10700 | 141100 | Travel | 300 |
| 3502610000 | Total | | | | 99,619 |
| 3502620000 | Horticulture-HC/LC - Plane | 10700 | 111000 | Salaries-Faculty | 55,858 |
| 3502620000 | Horticulture-HC/LC - Plane | 10700 | 111035 | Stipends | 5,000 |
| 3502620000 | Horticulture-HC/LC - Plane | 10700 | 131000 | Supplies | 10,000 |
| 3502620000 | Horticulture-HC/LC - Plane | 10700 | 131100 | Classroom Supplies | 3,550 |
| 3502620000 | Horticulture-HC/LC - Plane | 10700 | 131900 | Non-Capitalized Equipment | 30,000 |
| 3502620000 | Horticulture-HC/LC - Plane | 10700 | 141100 | Travel | 300 |
| 3502620000 | Total | | | | 104,708 |
| 3502670000 | Horticulture-Luther HC/LC | 10700 | 111000 | Salaries-Faculty | 60,465 |
| 3502670000 | Horticulture-Luther HC/LC | 10700 | 111035 | Stipends | 5,501 |

Lee College District
Operating Expense Budget - All Funds
Fiscal Year Ending August 31, 2020

| Department | Description | Fund | Account | Account Description | |
|-------------------|-------------------------------|-------|---------|------------------------------|----------------|
| 3502670000 | Horticulture-Luther HC/LC | 10700 | 131000 | Supplies | 15,000 |
| 3502670000 | Horticulture-Luther HC/LC | 10700 | 141100 | Travel | 300 |
| 3502670000 | Total | | | | 81,266 |
| 3582100000 | General Accounting | 10700 | 111000 | Salaries-Faculty | 89,454 |
| 3582100000 | General Accounting | 10700 | 131000 | Supplies | 1,000 |
| 3582100000 | General Accounting | 10700 | 141100 | Travel | 300 |
| 3582100000 | Total | | | | 90,754 |
| 3582400000 | Office Technology Secretarial | 10700 | 111000 | Salaries-Faculty | 251,728 |
| 3582400000 | Office Technology Secretarial | 10700 | 131000 | Supplies | 2,300 |
| 3582400000 | Office Technology Secretarial | 10700 | 131190 | Computerized Testing | 585 |
| 3582400000 | Office Technology Secretarial | 10700 | 141100 | Travel | 900 |
| 3582400000 | Total | | | | 255,513 |
| 3582700000 | Health Information Technology | 10700 | 111000 | Salaries-Faculty | 106,134 |
| 3582700000 | Health Information Technology | 10700 | 131000 | Supplies | 2,500 |
| 3582700000 | Health Information Technology | 10700 | 138300 | Institutional Memberships | 2,750 |
| 3582700000 | Health Information Technology | 10700 | 141100 | Travel | 600 |
| 3582700000 | Total | | | | 111,984 |
| 3582800000 | Legal Assistance | 10700 | 111000 | Salaries-Faculty | 110,510 |
| 3582800000 | Legal Assistance | 10700 | 111035 | Stipends | 6,000 |
| 3582800000 | Legal Assistance | 10700 | 131000 | Supplies | 1,700 |
| 3582800000 | Legal Assistance | 10700 | 138300 | Institutional Memberships | 2,950 |
| 3582800000 | Legal Assistance | 10700 | 141100 | Travel | 2,725 |
| 3582800000 | Legal Assistance | 10700 | 143100 | Travel-Student | 500 |
| 3582800000 | Total | | | | 124,385 |
| 3600010000 | TDCJ Contract Supplies/Capita | 10700 | 131140 | TDC Contract Supplies | 50,000 |
| 3600010000 | TDCJ Contract Supplies/Capita | 10700 | 150100 | Equipment | 70,000 |
| 3600010000 | Total | | | | 120,000 |
| 3602100000 | Computer Information Systems | 10700 | 111000 | Salaries-Faculty | 165,698 |
| 3602100000 | Total | | | | 165,698 |
| 3602110000 | Comp Info Sys- HC/LC - Wylie | 10700 | 111000 | Salaries-Faculty | 103,225 |
| 3602110000 | Comp Info Sys- HC/LC - Wylie | 10700 | 111035 | Stipends | 5,501 |
| 3602110000 | Comp Info Sys- HC/LC - Wylie | 10700 | 131000 | Supplies | 1,051 |
| 3602110000 | Comp Info Sys- HC/LC - Wylie | 10700 | 131140 | TDC Contract Supplies | 500 |
| 3602110000 | Comp Info Sys- HC/LC - Wylie | 10700 | 141100 | Travel | 300 |
| 3602110000 | Total | | | | 110,577 |
| 3622700000 | Cosmetology | 10700 | 111000 | Salaries-Faculty | 466,795 |
| 3622700000 | Cosmetology | 10700 | 111035 | Stipends | 5,000 |
| 3622700000 | Cosmetology | 10700 | 131000 | Supplies | 55,200 |
| 3622700000 | Cosmetology | 10700 | 131900 | Non-Capitalized Equipment | 500 |
| 3622700000 | Cosmetology | 10700 | 137100 | Repairs/Maintenance | 600 |
| 3622700000 | Cosmetology | 10700 | 141100 | Travel | 3,100 |
| 3622700000 | Total | | | | 531,195 |
| 3623100000 | Electrical Technology | 10700 | 111000 | Salaries-Faculty | 113,793 |
| 3623100000 | Electrical Technology | 10700 | 131000 | Supplies | 13,323 |
| 3623100000 | Total | | | | 127,116 |
| 3623200000 | Logistics Campus | 10700 | 111000 | Salaries-Faculty | 62,102 |
| 3623200000 | Logistics Campus | 10700 | 114020 | PT Salaries-Classified Staff | 3,214 |
| 3623200000 | Logistics Campus | 10700 | 126100 | Contract Service | 8,000 |
| 3623200000 | Logistics Campus | 10700 | 131000 | Supplies | 3,500 |
| 3623200000 | Logistics Campus | 10700 | 141100 | Travel | 300 |
| 3623200000 | Total | | | | 77,116 |
| 3623400000 | Machine Shop-Campus | 10700 | 111000 | Salaries-Faculty | 63,594 |
| 3623400000 | Machine Shop-Campus | 10700 | 131000 | Supplies | 6,000 |
| 3623400000 | Machine Shop-Campus | 10700 | 137100 | Repairs/Maintenance | 300 |
| 3623400000 | Machine Shop-Campus | 10700 | 141100 | Travel | 300 |
| 3623400000 | Total | | | | 70,194 |
| 3624500000 | Welding | 10700 | 111000 | Salaries-Faculty | 127,665 |

Lee College District
Operating Expense Budget - All Funds
Fiscal Year Ending August 31, 2020

| Department | Description | Fund | Account | Account Description | |
|-------------------------|------------------------------|-------|---------|---------------------------|----------------|
| 3624500000 | Welding | 10700 | 111035 | Stipends | 6,000 |
| 3624500000 | Welding | 10700 | 131000 | Supplies | 105,000 |
| 3624500000 | Welding | 10700 | 137100 | Repairs/Maintenance | 1,800 |
| 3624500000 | Welding | 10700 | 141100 | Travel | 600 |
| 3624500000 Total | | | | | 241,065 |
| 3624510000 | Welding-Wynne HC/LC | 10700 | 111000 | Salaries-Faculty | 120,950 |
| 3624510000 | Welding-Wynne HC/LC | 10700 | 111035 | Stipends | 5,501 |
| 3624510000 | Welding-Wynne HC/LC | 10700 | 131000 | Supplies | 14,851 |
| 3624510000 | Welding-Wynne HC/LC | 10700 | 131140 | TDC Contract Supplies | 6,700 |
| 3624510000 | Welding-Wynne HC/LC | 10700 | 137100 | Repairs/Maintenance | 300 |
| 3624510000 | Welding-Wynne HC/LC | 10700 | 138500 | Other Cost | 6,160 |
| 3624510000 | Welding-Wynne HC/LC | 10700 | 141100 | Travel | 300 |
| 3624510000 Total | | | | | 154,762 |
| 3624560000 | Welding-Luther HC/LC | 10700 | 111000 | Salaries-Faculty | 61,675 |
| 3624560000 | Welding-Luther HC/LC | 10700 | 111035 | Stipends | 5,501 |
| 3624560000 | Welding-Luther HC/LC | 10700 | 131000 | Supplies | 10,450 |
| 3624560000 | Welding-Luther HC/LC | 10700 | 131140 | TDC Contract Supplies | 8,700 |
| 3624560000 | Welding-Luther HC/LC | 10700 | 137100 | Repairs/Maintenance | 300 |
| 3624560000 | Welding-Luther HC/LC | 10700 | 138500 | Other Cost | 6,160 |
| 3624560000 | Welding-Luther HC/LC | 10700 | 141100 | Travel | 300 |
| 3624560000 Total | | | | | 93,086 |
| 3624600000 | Pipefitting | 10700 | 111000 | Salaries-Faculty | 71,614 |
| 3624600000 | Pipefitting | 10700 | 131000 | Supplies | 7,500 |
| 3624600000 | Pipefitting | 10700 | 137100 | Repairs/Maintenance | 2,000 |
| 3624600000 | Pipefitting | 10700 | 141100 | Travel | 300 |
| 3624600000 Total | | | | | 81,414 |
| 3624910000 | Cabinet making - Ferg HC/LC | 10700 | 111000 | Salaries-Faculty | 69,459 |
| 3624910000 | Cabinet making - Ferg HC/LC | 10700 | 111035 | Stipends | 5,501 |
| 3624910000 | Cabinet making - Ferg HC/LC | 10700 | 131000 | Supplies | 10,267 |
| 3624910000 | Cabinet making - Ferg HC/LC | 10700 | 131140 | TDC Contract Supplies | 2,800 |
| 3624910000 | Cabinet making - Ferg HC/LC | 10700 | 141100 | Travel | 300 |
| 3624910000 Total | | | | | 88,327 |
| 3625000000 | Cabinet Making - Ellis HC/LC | 10700 | 111000 | Salaries-Faculty | 73,712 |
| 3625000000 | Cabinet Making - Ellis HC/LC | 10700 | 111035 | Stipends | 5,501 |
| 3625000000 | Cabinet Making - Ellis HC/LC | 10700 | 131000 | Supplies | 8,267 |
| 3625000000 | Cabinet Making - Ellis HC/LC | 10700 | 131140 | TDC Contract Supplies | 1,000 |
| 3625000000 | Cabinet Making - Ellis HC/LC | 10700 | 141100 | Travel | 300 |
| 3625000000 Total | | | | | 88,780 |
| 3626000000 | Logistics - HC/LC Plane | 10700 | 111000 | Salaries-Faculty | 55,858 |
| 3626000000 | Logistics - HC/LC Plane | 10700 | 111035 | Stipends | 5,000 |
| 3626000000 | Logistics - HC/LC Plane | 10700 | 131000 | Supplies | 3,000 |
| 3626000000 | Logistics - HC/LC Plane | 10700 | 131100 | Classroom Supplies | 8,000 |
| 3626000000 | Logistics - HC/LC Plane | 10700 | 141100 | Travel | 300 |
| 3626000000 Total | | | | | 72,158 |
| 3635010000 | Truck Driving-HC/LC | 10700 | 111000 | Salaries-Faculty | 123,374 |
| 3635010000 | Truck Driving-HC/LC | 10700 | 111035 | Stipends | 11,002 |
| 3635010000 | Truck Driving-HC/LC | 10700 | 113020 | PT Salaries-Admin Support | 20,000 |
| 3635010000 | Truck Driving-HC/LC | 10700 | 131000 | Supplies | 3,790 |
| 3635010000 | Truck Driving-HC/LC | 10700 | 131140 | TDC Contract Supplies | 2,500 |
| 3635010000 | Truck Driving-HC/LC | 10700 | 138500 | Other Cost | 7,600 |
| 3635010000 | Truck Driving-HC/LC | 10700 | 141100 | Travel | 600 |
| 3635010000 Total | | | | | 168,866 |
| 3642210000 | Auto Mechanics-HC/LC | 10700 | 111000 | Salaries-Faculty | 60,465 |
| 3642210000 | Auto Mechanics-HC/LC | 10700 | 111035 | Stipends | 5,501 |
| 3642210000 | Auto Mechanics-HC/LC | 10700 | 131000 | Supplies | 1,000 |
| 3642210000 | Auto Mechanics-HC/LC | 10700 | 131140 | TDC Contract Supplies | 300 |
| 3642210000 | Auto Mechanics-HC/LC | 10700 | 138500 | Other Cost | 3,500 |

Lee College District
Operating Expense Budget - All Funds
Fiscal Year Ending August 31, 2020

| Department | Description | Fund | Account | Account Description | |
|-------------------------|-------------------------------|-------|---------|------------------------------|------------------|
| 3642210000 | Auto Mechanics-HC/LC | 10700 | 141100 | Travel | 300 |
| 3642210000 Total | | | | | 71,066 |
| 3702100000 | Law Enforcement-Criminal Just | 10700 | 111000 | Salaries-Faculty | 71,958 |
| 3702100000 | Law Enforcement-Criminal Just | 10700 | 131000 | Supplies | 1,200 |
| 3702100000 | Law Enforcement-Criminal Just | 10700 | 141100 | Travel | 300 |
| 3702100000 | Law Enforcement-Criminal Just | 10700 | 143100 | Travel-Student | 2,500 |
| 3702100000 Total | | | | | 75,958 |
| 3722110000 | Air Conditioning - HC/LC | 10700 | 111000 | Salaries-Faculty | 58,510 |
| 3722110000 | Air Conditioning - HC/LC | 10700 | 111035 | Stipends | 5,501 |
| 3722110000 | Air Conditioning - HC/LC | 10700 | 131000 | Supplies | 6,500 |
| 3722110000 | Air Conditioning - HC/LC | 10700 | 131140 | TDC Contract Supplies | 3,750 |
| 3722110000 | Air Conditioning - HC/LC | 10700 | 138500 | Other Cost | 3,900 |
| 3722110000 | Air Conditioning - HC/LC | 10700 | 141100 | Travel | 300 |
| 3722110000 Total | | | | | 78,461 |
| 3782100000 | Licensed Vocational Nursing | 10700 | 111000 | Salaries-Faculty | 276,730 |
| 3782100000 | Licensed Vocational Nursing | 10700 | 111035 | Stipends | 20,000 |
| 3782100000 | Licensed Vocational Nursing | 10700 | 126100 | Contract Service | 23,794 |
| 3782100000 | Licensed Vocational Nursing | 10700 | 131000 | Supplies | 4,000 |
| 3782100000 | Licensed Vocational Nursing | 10700 | 131100 | Classroom Supplies | 7,088 |
| 3782100000 | Licensed Vocational Nursing | 10700 | 137100 | Repairs/Maintenance | 450 |
| 3782100000 | Licensed Vocational Nursing | 10700 | 138600 | CE-TEST/BOOKS | 18,600 |
| 3782100000 | Licensed Vocational Nursing | 10700 | 141100 | Travel | 6,143 |
| 3782100000 Total | | | | | 356,805 |
| 3802100000 | Associate Degree Nursing | 10700 | 111000 | Salaries-Faculty | 932,788 |
| 3802100000 | Associate Degree Nursing | 10700 | 111035 | Stipends | 62,000 |
| 3802100000 | Associate Degree Nursing | 10700 | 114000 | Salaries-Classified Staff | 201,761 |
| 3802100000 | Associate Degree Nursing | 10700 | 114020 | PT Salaries-Classified Staff | 17,083 |
| 3802100000 | Associate Degree Nursing | 10700 | 126100 | Contract Service | 99,178 |
| 3802100000 | Associate Degree Nursing | 10700 | 131000 | Supplies | 16,000 |
| 3802100000 | Associate Degree Nursing | 10700 | 131100 | Classroom Supplies | 22,050 |
| 3802100000 | Associate Degree Nursing | 10700 | 137100 | Repairs/Maintenance | 2,500 |
| 3802100000 | Associate Degree Nursing | 10700 | 138300 | Institutional Memberships | 6,400 |
| 3802100000 | Associate Degree Nursing | 10700 | 138600 | CE-TEST/BOOKS | 26,400 |
| 3802100000 | Associate Degree Nursing | 10700 | 141100 | Travel | 18,652 |
| 3802100000 | Associate Degree Nursing | 10700 | 143100 | Travel-Student | 1,500 |
| 3802100000 Total | | | | | 1,406,312 |
| 3802900000 | Human Service-Chemical Coun | 10700 | 111000 | Salaries-Faculty | 97,211 |
| 3802900000 | Human Service-Chemical Coun | 10700 | 111035 | Stipends | 6,000 |
| 3802900000 | Human Service-Chemical Coun | 10700 | 131000 | Supplies | 900 |
| 3802900000 | Human Service-Chemical Coun | 10700 | 141100 | Travel | 300 |
| 3802900000 Total | | | | | 104,411 |
| 3842600000 | Instrumentation-Campus | 10700 | 111000 | Salaries-Faculty | 577,339 |
| 3842600000 | Instrumentation-Campus | 10700 | 111035 | Stipends | 6,000 |
| 3842600000 | Instrumentation-Campus | 10700 | 114020 | PT Salaries-Classified Staff | 10,378 |
| 3842600000 | Instrumentation-Campus | 10700 | 131000 | Supplies | 34,964 |
| 3842600000 | Instrumentation-Campus | 10700 | 131900 | Non-Capitalized Equipment | 16,600 |
| 3842600000 | Instrumentation-Campus | 10700 | 137100 | Repairs/Maintenance | 18,650 |
| 3842600000 | Instrumentation-Campus | 10700 | 138300 | Institutional Memberships | 840 |
| 3842600000 Total | | | | | 664,771 |
| 3843000000 | Process Technology -Campus | 10700 | 111000 | Salaries-Faculty | 538,231 |
| 3843000000 | Process Technology -Campus | 10700 | 111035 | Stipends | 11,000 |
| 3843000000 | Process Technology -Campus | 10700 | 114000 | Salaries-Classified Staff | 38,968 |
| 3843000000 | Process Technology -Campus | 10700 | 131000 | Supplies | 30,000 |
| 3843000000 | Process Technology -Campus | 10700 | 137100 | Repairs/Maintenance | 8,500 |
| 3843000000 | Process Technology -Campus | 10700 | 141100 | Travel | 2,400 |
| 3843000000 Total | | | | | 629,099 |
| 3862200000 | Drafting-Campus | 10700 | 111000 | Salaries-Faculty | 163,922 |

Lee College District
Operating Expense Budget - All Funds
Fiscal Year Ending August 31, 2020

| Department | Description | Fund | Account | Account Description | |
|-------------------|-----------------------------|-------|---------|---------------------------------|------------------|
| 3862200000 | Drafting-Campus | 10700 | 126100 | Contract Service | 4,500 |
| 3862200000 | Drafting-Campus | 10700 | 131000 | Supplies | 9,436 |
| 3862200000 | Drafting-Campus | 10700 | 141100 | Travel | 900 |
| 3862200000 | Drafting-Campus | 10700 | 143100 | Travel-Student | 500 |
| 3862200000 | Total | | | | 179,258 |
| 3862300000 | Architecture - Campus | 10700 | 111000 | Salaries-Faculty | 78,147 |
| 3862300000 | Architecture - Campus | 10700 | 111035 | Stipends | 6,000 |
| 3862300000 | Architecture - Campus | 10700 | 131000 | Supplies | 2,000 |
| 3862300000 | Architecture - Campus | 10700 | 141100 | Travel | 350 |
| 3862300000 | Architecture - Campus | 10700 | 141350 | Travel-Recruitment | 25 |
| 3862300000 | Total | | | | 86,522 |
| 3882400000 | Computer Maintenance | 10700 | 111000 | Salaries-Faculty | 210,822 |
| 3882400000 | Computer Maintenance | 10700 | 111035 | Stipends | 6,000 |
| 3882400000 | Computer Maintenance | 10700 | 126100 | Contract Service | 2,925 |
| 3882400000 | Computer Maintenance | 10700 | 131000 | Supplies | 24,000 |
| 3882400000 | Computer Maintenance | 10700 | 137100 | Repairs/Maintenance | 3,000 |
| 3882400000 | Computer Maintenance | 10700 | 141100 | Travel | 900 |
| 3882400000 | Total | | | | 247,647 |
| 3882600000 | Sevice Learning | 10700 | 131000 | Supplies | 1,800 |
| 3882600000 | Sevice Learning | 10700 | 141100 | Travel | 1,000 |
| 3882600000 | Sevice Learning | 10700 | 143100 | Travel-Student | 1,300 |
| 3882600000 | Total | | | | 4,100 |
| 4183330000 | Performing Arts Center | 10700 | 113020 | PT Salaries-Admin Support | 25,000 |
| 4183330000 | Performing Arts Center | 10700 | 114020 | PT Salaries-Classified Staff | 10,000 |
| 4183330000 | Performing Arts Center | 10700 | 126100 | Contract Service | 55,000 |
| 4183330000 | Performing Arts Center | 10700 | 131000 | Supplies | 15,685 |
| 4183330000 | Performing Arts Center | 10700 | 131120 | Food | 5,000 |
| 4183330000 | Performing Arts Center | 10700 | 131300 | Postage | 600 |
| 4183330000 | Performing Arts Center | 10700 | 136600 | Rental | 6,200 |
| 4183330000 | Performing Arts Center | 10700 | 137100 | Repairs/Maintenance | 25,550 |
| 4183330000 | Performing Arts Center | 10700 | 141100 | Travel | 1,000 |
| 4183330000 | Total | | | | 144,035 |
| 4480900000 | Student Liability Insurance | 10700 | 136350 | Insurance-Other | 10,500 |
| 4480900000 | Total | | | | 10,500 |
| 4482000000 | Publications and Print Shop | 10700 | 126100 | Contract Service | 320,000 |
| 4482000000 | Publications and Print Shop | 10700 | 137100 | Repairs/Maintenance | 247 |
| 4482000000 | Publications and Print Shop | 10700 | 160300 | CGS-Print Shop | 49,753 |
| 4482000000 | Total | | | | 370,000 |
| 4492000000 | Information Technology | 10700 | 113000 | Salaries-Administrative Support | 1,011,472 |
| 4492000000 | Information Technology | 10700 | 114000 | Salaries-Classified Staff | 97,972 |
| 4492000000 | Information Technology | 10700 | 126100 | Contract Service | 1,125,500 |
| 4492000000 | Information Technology | 10700 | 131000 | Supplies | 35,000 |
| 4492000000 | Information Technology | 10700 | 131900 | Non-Capitalized Equipment | 24,752 |
| 4492000000 | Information Technology | 10700 | 137100 | Repairs/Maintenance | 55,000 |
| 4492000000 | Information Technology | 10700 | 138300 | Institutional Memberships | 3,538 |
| 4492000000 | Information Technology | 10700 | 141100 | Travel | 35,000 |
| 4492000000 | Information Technology | 10700 | 150100 | Equipment | 250,000 |
| 4492000000 | Total | | | | 2,638,234 |
| 4492100000 | Technology Support | 10700 | 114000 | Salaries-Classified Staff | 227,831 |
| 4492100000 | Technology Support | 10700 | 114020 | PT Salaries-Classified Staff | 27,369 |
| 4492100000 | Technology Support | 10700 | 131000 | Supplies | 40,000 |
| 4492100000 | Technology Support | 10700 | 141100 | Travel | 10,000 |
| 4492100000 | Total | | | | 305,200 |
| 4492110000 | PC Support-HC/LC | 10700 | 114000 | Salaries-Classified Staff | 80,682 |
| 4492110000 | PC Support-HC/LC | 10700 | 114020 | PT Salaries-Classified Staff | 25,000 |
| 4492110000 | PC Support-HC/LC | 10700 | 131000 | Supplies | 9,200 |
| 4492110000 | PC Support-HC/LC | 10700 | 141100 | Travel | 7,500 |

Lee College District
Operating Expense Budget - All Funds
Fiscal Year Ending August 31, 2020

| Department | Description | Fund | Account | Account Description | |
|-------------------------|--------------------------------|-------|---------|---------------------------------|----------------|
| 4492110000 Total | | | | | 122,382 |
| 4513100021 | Ed Opportunity Cntr Match | 10700 | 113020 | PT Salaries-Admin Support | 3,464 |
| 4513100021 | Ed Opportunity Cntr Match | 10700 | 114020 | PT Salaries-Classified Staff | 22,426 |
| 4513100021 | Ed Opportunity Cntr Match | 10700 | 121000 | Employer Medicare | 253 |
| 4513100021 | Ed Opportunity Cntr Match | 10700 | 126100 | Contract Service | 8,500 |
| 4513100021 | Ed Opportunity Cntr Match | 10700 | 131000 | Supplies | 2,084 |
| 4513100021 | Ed Opportunity Cntr Match | 10700 | 138500 | Other Cost | 3,100 |
| 4513100021 | Ed Opportunity Cntr Match | 10700 | 141100 | Travel | 8,336 |
| 4513100021 | Ed Opportunity Cntr Match | 10700 | 180100 | Scholarships (GT=T&F-Adult) | 700 |
| 4513100021 Total | | | | | 48,863 |
| 4513130020 | Student Support Services Match | 10700 | 114000 | Salaries-Classified Staff | 8,746 |
| 4513130020 | Student Support Services Match | 10700 | 121000 | Employer Medicare | 124 |
| 4513130020 | Student Support Services Match | 10700 | 121100 | FICA | 527 |
| 4513130020 | Student Support Services Match | 10700 | 121200 | Group Insurance-Staff | 3,668 |
| 4513130020 | Student Support Services Match | 10700 | 122200 | State Retirement Match-Grants | 557 |
| 4513130020 | Student Support Services Match | 10700 | 138500 | Other Cost | 5,000 |
| 4513130020 Total | | | | | 18,622 |
| 4514500021 | USDA Match | 10700 | 111000 | Salaries-Faculty | 70,599 |
| 4514500021 | USDA Match | 10700 | 113000 | Salaries-Administrative Support | 12,436 |
| 4514500021 | USDA Match | 10700 | 121200 | Group Insurance-Staff | 21,473 |
| 4514500021 Total | | | | | 104,508 |
| 4515520012 | NSF O'Kuma LC Match | 10700 | 114020 | PT Salaries-Classified Staff | 3,000 |
| 4515520012 | NSF O'Kuma LC Match | 10700 | 121000 | Employer Medicare | 150 |
| 4515520012 | NSF O'Kuma LC Match | 10700 | 131000 | Supplies | 6,000 |
| 4515520012 | NSF O'Kuma LC Match | 10700 | 141100 | Travel | 1,500 |
| 4515520012 | NSF O'Kuma LC Match | 10700 | 141200 | Travel-Out of State | 1,000 |
| 4515520012 Total | | | | | 11,650 |
| 4515812019 | SBDC LC Match | 10700 | 113000 | Salaries-Administrative Support | 6,099 |
| 4515812019 | SBDC LC Match | 10700 | 114000 | Salaries-Classified Staff | 3,067 |
| 4515812019 | SBDC LC Match | 10700 | 121000 | Employer Medicare | 140 |
| 4515812019 | SBDC LC Match | 10700 | 121100 | FICA | 512 |
| 4515812019 | SBDC LC Match | 10700 | 121200 | Group Insurance-Staff | 3,345 |
| 4515812019 | SBDC LC Match | 10700 | 122200 | State Retirement Match-Grants | 562 |
| 4515812019 | SBDC LC Match | 10700 | 131000 | Supplies | 560 |
| 4515812019 | SBDC LC Match | 10700 | 138200 | Advertising | 900 |
| 4515812019 | SBDC LC Match | 10700 | 138500 | Other Cost | 1,196 |
| 4515812019 | SBDC LC Match | 10700 | 141100 | Travel | 2,085 |
| 4515812019 Total | | | | | 18,466 |
| 4515812020 | SBDC LC Match 2020 | 10700 | 113000 | Salaries-Administrative Support | 6,099 |
| 4515812020 | SBDC LC Match 2020 | 10700 | 114000 | Salaries-Classified Staff | 27,887 |
| 4515812020 | SBDC LC Match 2020 | 10700 | 121000 | Employer Medicare | 700 |
| 4515812020 | SBDC LC Match 2020 | 10700 | 121100 | FICA | 2,800 |
| 4515812020 | SBDC LC Match 2020 | 10700 | 121200 | Group Insurance-Staff | 7,519 |
| 4515812020 | SBDC LC Match 2020 | 10700 | 122200 | State Retirement Match-Grants | 3,000 |
| 4515812020 | SBDC LC Match 2020 | 10700 | 131000 | Supplies | 1,000 |
| 4515812020 | SBDC LC Match 2020 | 10700 | 132150 | Telephone Expense | 575 |
| 4515812020 | SBDC LC Match 2020 | 10700 | 138200 | Advertising | 1,000 |
| 4515812020 | SBDC LC Match 2020 | 10700 | 138500 | Other Cost | 640 |
| 4515812020 | SBDC LC Match 2020 | 10700 | 141100 | Travel | 3,574 |
| 4515812020 Total | | | | | 54,794 |
| 4170000000 | Athletic Administration | 12100 | 111035 | Stipends | 9,000 |
| 4170000000 | Athletic Administration | 12100 | 113000 | Salaries-Administrative Support | 12,360 |
| 4170000000 | Athletic Administration | 12100 | 114020 | PT Salaries-Classified Staff | 13,000 |
| 4170000000 | Athletic Administration | 12100 | 125800 | Athletic Officials | 25,000 |
| 4170000000 | Athletic Administration | 12100 | 126100 | Contract Service | 15,500 |
| 4170000000 | Athletic Administration | 12100 | 131000 | Supplies | 4,000 |
| 4170000000 | Athletic Administration | 12100 | 136350 | Insurance-Other | 50,500 |

Lee College District
Operating Expense Budget - All Funds
Fiscal Year Ending August 31, 2020

| Department | Description | Fund | Account | Account Description | |
|------------------------|-------------------------------|-------|---------|---------------------------------|----------------|
| 417000000 | Athletic Administration | 12100 | 136600 | Rental | 60,000 |
| 417000000 | Athletic Administration | 12100 | 138300 | Institutional Memberships | 3,200 |
| 417000000 | Athletic Administration | 12100 | 138500 | Other Cost | 1,500 |
| 417000000 | Athletic Administration | 12100 | 139100 | Utilities-Electricity | 13,500 |
| 417000000 | Athletic Administration | 12100 | 139200 | Utilities-Water/Sewage/Refuge | 5,600 |
| 417000000 | Athletic Administration | 12100 | 141100 | Travel | 6,000 |
| 417000000 Total | | | | | 219,160 |
| 417010000 | Basketball | 12100 | 111000 | Salaries-Faculty | 36,050 |
| 417010000 | Basketball | 12100 | 111035 | Stipends | 8,000 |
| 417010000 | Basketball | 12100 | 114000 | Salaries-Classified Staff | 43,260 |
| 417010000 | Basketball | 12100 | 131000 | Supplies | 12,000 |
| 417010000 | Basketball | 12100 | 141350 | Travel-Recruitment | 8,500 |
| 417010000 | Basketball | 12100 | 143100 | Travel-Student | 58,000 |
| 417010000 | Basketball | 12100 | 180100 | Scholarships (GT=T&F-Adult) | 183,024 |
| 417010000 Total | | | | | 348,834 |
| 417020000 | Volleyball | 12100 | 111000 | Salaries-Faculty | 26,780 |
| 417020000 | Volleyball | 12100 | 111035 | Stipends | 8,000 |
| 417020000 | Volleyball | 12100 | 114000 | Salaries-Classified Staff | 37,080 |
| 417020000 | Volleyball | 12100 | 131000 | Supplies | 12,000 |
| 417020000 | Volleyball | 12100 | 131900 | Non-Capitalized Equipment | 895 |
| 417020000 | Volleyball | 12100 | 141350 | Travel-Recruitment | 8,500 |
| 417020000 | Volleyball | 12100 | 143100 | Travel-Student | 31,500 |
| 417020000 | Volleyball | 12100 | 180100 | Scholarships (GT=T&F-Adult) | 156,172 |
| 417020000 Total | | | | | 280,927 |
| 417050000 | Athletic Trainer | 12100 | 126100 | Contract Service | 25,000 |
| 417050000 | Athletic Trainer | 12100 | 131000 | Supplies | 5,200 |
| 417050000 | Athletic Trainer | 12100 | 137100 | Repairs/Maintenance | 375 |
| 417050000 Total | | | | | 30,575 |
| 417500000 | Rebel Recreation | 12200 | 114020 | PT Salaries-Classified Staff | 12,000 |
| 417500000 | Rebel Recreation | 12200 | 115000 | Salaries-Student Assistants | 3,000 |
| 417500000 | Rebel Recreation | 12200 | 131000 | Supplies | 3,000 |
| 417500000 | Rebel Recreation | 12200 | 141100 | Travel | 2,000 |
| 417500000 Total | | | | | 20,000 |
| 417510000 | Student Government | 12200 | 131000 | Supplies | 2,500 |
| 417510000 Total | | | | | 2,500 |
| 417530000 | Student Activities | 12200 | 113000 | Salaries-Administrative Support | 66,890 |
| 417530000 | Student Activities | 12200 | 114000 | Salaries-Classified Staff | 32,755 |
| 417530000 | Student Activities | 12200 | 131000 | Supplies | 21,000 |
| 417530000 | Student Activities | 12200 | 143100 | Travel-Student | 30,000 |
| 417530000 Total | | | | | 150,645 |
| 417720000 | CAB-Campus Activity Board | 12200 | 126100 | Contract Service | 46,000 |
| 417720000 | CAB-Campus Activity Board | 12200 | 131000 | Supplies | 9,000 |
| 417720000 | CAB-Campus Activity Board | 12200 | 141100 | Travel | 1,000 |
| 417720000 Total | | | | | 56,000 |
| 418375000 | Facility and Event Management | 12200 | 126100 | Contract Service | 3,000 |
| 418375000 Total | | | | | 3,000 |
| 418300000 | Rebel Roost-Food Service | 12400 | 113000 | Salaries-Administrative Support | 64,300 |
| 418300000 | Rebel Roost-Food Service | 12400 | 114500 | Salaries-Service Staff | 54,150 |
| 418300000 | Rebel Roost-Food Service | 12400 | 114520 | PT Salaries-Service Staff | 44,000 |
| 418300000 | Rebel Roost-Food Service | 12400 | 126100 | Contract Service | 7,000 |
| 418300000 | Rebel Roost-Food Service | 12400 | 131000 | Supplies | 800 |
| 418300000 | Rebel Roost-Food Service | 12400 | 131900 | Non-Capitalized Equipment | 5,000 |
| 418300000 | Rebel Roost-Food Service | 12400 | 137100 | Repairs/Maintenance | 500 |
| 418300000 | Rebel Roost-Food Service | 12400 | 138500 | Other Cost | 250 |
| 418300000 | Rebel Roost-Food Service | 12400 | 141100 | Travel | 750 |
| 418300000 | Rebel Roost-Food Service | 12400 | 150100 | Equipment | 35,000 |
| 418300000 | Rebel Roost-Food Service | 12400 | 160360 | Cost of Goods - Food | 120,000 |

Lee College District
Operating Expense Budget - All Funds
Fiscal Year Ending August 31, 2020

| Department | Description | Fund | Account | Account Description | |
|-------------------------|-------------------------------|-------|---------|---------------------------------|------------------|
| 4183000000 | Rebel Roost-Food Service | 12400 | 160380 | Cost of Goods - Nonfood | 18,000 |
| 4183000000 Total | | | | | 349,750 |
| 4183200000 | Arena Concessions | 12400 | 126100 | Contract Service | 1,000 |
| 4183200000 | Arena Concessions | 12400 | 160360 | Cost of Goods - Food | 9,500 |
| 4183200000 | Arena Concessions | 12400 | 160380 | Cost of Goods - Nonfood | 1,500 |
| 4183200000 Total | | | | | 12,000 |
| 4186100000 | Academic Scholarships | 12500 | 180100 | Scholarships (GT=T&F-Adult) | 54,500 |
| 4186100000 Total | | | | | 54,500 |
| 4186110000 | Vocational Scholarships | 12500 | 180100 | Scholarships (GT=T&F-Adult) | 12,500 |
| 4186110000 Total | | | | | 12,500 |
| 5250553822 | DOL ECCA | 13300 | 113020 | PT Salaries-Admin Support | 18,795 |
| 5250553822 | DOL ECCA | 13300 | 121000 | Employer Medicare | 273 |
| 5250553822 | DOL ECCA | 13300 | 131100 | Classroom Supplies | 4,600 |
| 5250553822 | DOL ECCA | 13300 | 141100 | Travel | 3,000 |
| 5250553822 | DOL ECCA | 13300 | 180100 | Scholarships (GT=T&F-Adult) | 20,000 |
| 5250553822 Total | | | | | 46,668 |
| 5251431020 | TWC Accelerate Texas IV - IET | 13300 | 111000 | Salaries-Faculty | 11,624 |
| 5251431020 | TWC Accelerate Texas IV - IET | 13300 | 111035 | Stipends | 2,700 |
| 5251431020 | TWC Accelerate Texas IV - IET | 13300 | 114020 | PT Salaries-Classified Staff | 15,569 |
| 5251431020 | TWC Accelerate Texas IV - IET | 13300 | 121000 | Employer Medicare | 2,378 |
| 5251431020 | TWC Accelerate Texas IV - IET | 13300 | 121100 | FICA | 1,483 |
| 5251431020 | TWC Accelerate Texas IV - IET | 13300 | 121200 | Group Insurance-Staff | 3,033 |
| 5251431020 | TWC Accelerate Texas IV - IET | 13300 | 122200 | State Retirement Match-Grants | 1,928 |
| 5251431020 | TWC Accelerate Texas IV - IET | 13300 | 126100 | Contract Service | 23,600 |
| 5251431020 | TWC Accelerate Texas IV - IET | 13300 | 131100 | Classroom Supplies | 2,842 |
| 5251431020 | TWC Accelerate Texas IV - IET | 13300 | 180100 | Scholarships (GT=T&F-Adult) | 155,439 |
| 5251431020 Total | | | | | 220,596 |
| 5253812019 | Small Business Develop | 13300 | 113000 | Salaries-Administrative Support | 780 |
| 5253812019 Total | | | | | 780 |
| 5253812020 | Small Business Develop 2020 | 13300 | 113000 | Salaries-Administrative Support | 65,131 |
| 5253812020 | Small Business Develop 2020 | 13300 | 121200 | Group Insurance-Staff | 14,869 |
| 5253812020 Total | | | | | 80,000 |
| 5254500021 | USDA Grant | 13300 | 111020 | Salaries-Faculty PT/Overload | 681 |
| 5254500021 | USDA Grant | 13300 | 121000 | Employer Medicare | 245 |
| 5254500021 | USDA Grant | 13300 | 126100 | Contract Service | 8,583 |
| 5254500021 | USDA Grant | 13300 | 131000 | Supplies | 589 |
| 5254500021 | USDA Grant | 13300 | 131900 | Non-Capitalized Equipment | 8,136 |
| 5254500021 | USDA Grant | 13300 | 138400 | Overhead/Indirect Charges | 342 |
| 5254500021 | USDA Grant | 13300 | 141100 | Travel | 4,441 |
| 5254500021 | USDA Grant | 13300 | 150100 | Equipment | 4,218 |
| 5254500021 | USDA Grant | 13300 | 180100 | Scholarships (GT=T&F-Adult) | 24,000 |
| 5254500021 Total | | | | | 51,235 |
| 5259390020 | Direct Loans 2020 | 13300 | 180100 | Scholarships (GT=T&F-Adult) | 3,000,000 |
| 5259390020 Total | | | | | 3,000,000 |
| 5260120020 | Perkins Upgrade Curr 2020 | 13300 | 126100 | Contract Service | 10,000 |
| 5260120020 | Perkins Upgrade Curr 2020 | 13300 | 131900 | Non-Capitalized Equipment | 6,347 |
| 5260120020 | Perkins Upgrade Curr 2020 | 13300 | 180200 | Grant-Student Books-Adult | 5,700 |
| 5260120020 Total | | | | | 22,047 |
| 5260320020 | Perkins-Other 2020 | 13300 | 114020 | PT Salaries-Classified Staff | 18,293 |
| 5260320020 | Perkins-Other 2020 | 13300 | 121000 | Employer Medicare | 265 |
| 5260320020 Total | | | | | 18,558 |
| 5261120020 | Perkins Prof Develop 2020 | 13300 | 138300 | Institutional Memberships | 140 |
| 5261120020 | Perkins Prof Develop 2020 | 13300 | 138310 | Registration Fees | 8,920 |
| 5261120020 | Perkins Prof Develop 2020 | 13300 | 141100 | Travel | 19,448 |
| 5261120020 Total | | | | | 28,508 |
| 5262120020 | Perkins Guidance/Counsel 2020 | 13300 | 113000 | Salaries-Administrative Support | 97,960 |
| 5262120020 | Perkins Guidance/Counsel 2020 | 13300 | 121200 | Group Insurance-Staff | 37,899 |

Lee College District
Operating Expense Budget - All Funds
Fiscal Year Ending August 31, 2020

| Department | Description | Fund | Account | Account Description | |
|-------------------------|-------------------------------|-------|---------|---------------------------------|------------------|
| 5262120020 | Perkins Guidance/Counsel 2020 | 13300 | 141100 | Travel | 350 |
| 5262120020 Total | | | | | 136,209 |
| 5263120020 | Perkins Instr Equip 2020 | 13300 | 150100 | Equipment | 76,195 |
| 5263120020 Total | | | | | 76,195 |
| 5265120020 | Perkins Spec Pops 2020 | 13300 | 113000 | Salaries-Administrative Support | 58,115 |
| 5265120020 | Perkins Spec Pops 2020 | 13300 | 121200 | Group Insurance-Staff | 12,885 |
| 5265120020 | Perkins Spec Pops 2020 | 13300 | 131000 | Supplies | 8,874 |
| 5265120020 | Perkins Spec Pops 2020 | 13300 | 131100 | Classroom Supplies | 19,075 |
| 5265120020 | Perkins Spec Pops 2020 | 13300 | 131900 | Non-Capitalized Equipment | 496 |
| 5265120020 | Perkins Spec Pops 2020 | 13300 | 141100 | Travel | 2,200 |
| 5265120020 | Perkins Spec Pops 2020 | 13300 | 143100 | Travel-Student | 3,500 |
| 5265120020 | Perkins Spec Pops 2020 | 13300 | 180100 | Scholarships (GT=T&F-Adult) | 52,000 |
| 5265120020 | Perkins Spec Pops 2020 | 13300 | 180200 | Grant-Student Books-Adult | 39,629 |
| 5265120020 Total | | | | | 196,774 |
| 5268120020 | Perkins Administrative 2020 | 13300 | 138400 | Overhead/Indirect Charges | 23,914 |
| 5268120020 Total | | | | | 23,914 |
| 5271123020 | Federal Work Study & JLD 2020 | 13300 | 116000 | Salaries-Federal Work Study | 159,646 |
| 5271123020 | Federal Work Study & JLD 2020 | 13300 | 138500 | Other Cost | 14,112 |
| 5271123020 Total | | | | | 173,758 |
| 5272123020 | Pell 2020 | 13300 | 180100 | Scholarships (GT=T&F-Adult) | 7,000,000 |
| 5272123020 Total | | | | | 7,000,000 |
| 5273123019 | SEOG | 13300 | 180100 | Scholarships (GT=T&F-Adult) | 84,083 |
| 5273123019 Total | | | | | 84,083 |
| 5273123020 | SEOG 2020 | 13300 | 180100 | Scholarships (GT=T&F-Adult) | 148,625 |
| 5273123020 Total | | | | | 148,625 |
| 5275000021 | Ed Opportunity Center | 13300 | 113000 | Salaries-Administrative Support | 115,375 |
| 5275000021 | Ed Opportunity Center | 13300 | 113020 | PT Salaries-Admin Support | 41,816 |
| 5275000021 | Ed Opportunity Center | 13300 | 114000 | Salaries-Classified Staff | 34,346 |
| 5275000021 | Ed Opportunity Center | 13300 | 114020 | PT Salaries-Classified Staff | 5,000 |
| 5275000021 | Ed Opportunity Center | 13300 | 121000 | Employer Medicare | 2,114 |
| 5275000021 | Ed Opportunity Center | 13300 | 121100 | FICA | 9,126 |
| 5275000021 | Ed Opportunity Center | 13300 | 121200 | Group Insurance-Staff | 22,000 |
| 5275000021 | Ed Opportunity Center | 13300 | 122200 | State Retirement Match-Grants | 6,847 |
| 5275000021 | Ed Opportunity Center | 13300 | 126100 | Contract Service | 7,712 |
| 5275000021 | Ed Opportunity Center | 13300 | 131900 | Non-Capitalized Equipment | 9 |
| 5275000021 | Ed Opportunity Center | 13300 | 138400 | Overhead/Indirect Charges | 19,563 |
| 5275000021 | Ed Opportunity Center | 13300 | 138500 | Other Cost | 193 |
| 5275000021 | Ed Opportunity Center | 13300 | 180100 | Scholarships (GT=T&F-Adult) | 21 |
| 5275000021 Total | | | | | 264,121 |
| 5275110024 | Title V Pathways 2019-2024 | 13300 | 111035 | Stipends | 8,130 |
| 5275110024 | Title V Pathways 2019-2024 | 13300 | 113000 | Salaries-Administrative Support | 131,500 |
| 5275110024 | Title V Pathways 2019-2024 | 13300 | 114020 | PT Salaries-Classified Staff | 15,050 |
| 5275110024 | Title V Pathways 2019-2024 | 13300 | 121000 | Employer Medicare | 218 |
| 5275110024 | Title V Pathways 2019-2024 | 13300 | 121200 | Group Insurance-Staff | 42,080 |
| 5275110024 | Title V Pathways 2019-2024 | 13300 | 126100 | Contract Service | 61,099 |
| 5275110024 | Title V Pathways 2019-2024 | 13300 | 131000 | Supplies | 1,000 |
| 5275110024 | Title V Pathways 2019-2024 | 13300 | 131150 | Printing/Copier Supplies | 5,000 |
| 5275110024 | Title V Pathways 2019-2024 | 13300 | 131900 | Non-Capitalized Equipment | 9,200 |
| 5275110024 | Title V Pathways 2019-2024 | 13300 | 132150 | Telephone Expense | 3,600 |
| 5275110024 | Title V Pathways 2019-2024 | 13300 | 138210 | Promotional Items | 12,000 |
| 5275110024 | Title V Pathways 2019-2024 | 13300 | 138500 | Other Cost | 15,000 |
| 5275110024 | Title V Pathways 2019-2024 | 13300 | 141100 | Travel | 17,400 |
| 5275110024 | Title V Pathways 2019-2024 | 13300 | 150900 | Library Books | 10,000 |
| 5275110024 | Title V Pathways 2019-2024 | 13300 | 151000 | Computer Software | 5,000 |
| 5275110024 | Title V Pathways 2019-2024 | 13300 | 180100 | Scholarships (GT=T&F-Adult) | 37,500 |
| 5275110024 Total | | | | | 373,777 |
| 5275120021 | Title V 2017-2021 | 13300 | 111035 | Stipends | 30,000 |

Lee College District
Operating Expense Budget - All Funds
Fiscal Year Ending August 31, 2020

| Department | Description | Fund | Account | Account Description | |
|-------------------------|--------------------------|-------|---------|---------------------------------|----------------|
| 5275120021 | Title V 2017-2021 | 13300 | 113000 | Salaries-Administrative Support | 171,313 |
| 5275120021 | Title V 2017-2021 | 13300 | 113020 | PT Salaries-Admin Support | 10,729 |
| 5275120021 | Title V 2017-2021 | 13300 | 114020 | PT Salaries-Classified Staff | 11,000 |
| 5275120021 | Title V 2017-2021 | 13300 | 121000 | Employer Medicare | 365 |
| 5275120021 | Title V 2017-2021 | 13300 | 121100 | FICA | 1,862 |
| 5275120021 | Title V 2017-2021 | 13300 | 121200 | Group Insurance-Staff | 61,218 |
| 5275120021 | Title V 2017-2021 | 13300 | 122200 | State Retirement Match-Grants | 1,507 |
| 5275120021 | Title V 2017-2021 | 13300 | 126100 | Contract Service | 197,756 |
| 5275120021 | Title V 2017-2021 | 13300 | 131000 | Supplies | 4,979 |
| 5275120021 | Title V 2017-2021 | 13300 | 131100 | Classroom Supplies | 11,544 |
| 5275120021 | Title V 2017-2021 | 13300 | 131150 | Printing/Copier Supplies | 4,000 |
| 5275120021 | Title V 2017-2021 | 13300 | 131900 | Non-Capitalized Equipment | 91,334 |
| 5275120021 | Title V 2017-2021 | 13300 | 132150 | Telephone Expense | 1,100 |
| 5275120021 | Title V 2017-2021 | 13300 | 138300 | Institutional Memberships | 2,500 |
| 5275120021 | Title V 2017-2021 | 13300 | 138310 | Registration Fees | 5,000 |
| 5275120021 | Title V 2017-2021 | 13300 | 141100 | Travel | 8,000 |
| 5275120021 | Title V 2017-2021 | 13300 | 143100 | Travel-Student | 10,000 |
| 5275120021 | Title V 2017-2021 | 13300 | 180200 | Grant-Student Books-Adult | 7,450 |
| 5275120021 Total | | | | | 631,657 |
| 5275130020 | Student Support Services | 13300 | 113000 | Salaries-Administrative Support | 117,922 |
| 5275130020 | Student Support Services | 13300 | 113020 | PT Salaries-Admin Support | 255 |
| 5275130020 | Student Support Services | 13300 | 114000 | Salaries-Classified Staff | 31,661 |
| 5275130020 | Student Support Services | 13300 | 114020 | PT Salaries-Classified Staff | 13,518 |
| 5275130020 | Student Support Services | 13300 | 121000 | Employer Medicare | 47 |
| 5275130020 | Student Support Services | 13300 | 121100 | FICA | 4 |
| 5275130020 | Student Support Services | 13300 | 121200 | Group Insurance-Staff | 47,231 |
| 5275130020 | Student Support Services | 13300 | 122200 | State Retirement Match-Grants | 2 |
| 5275130020 | Student Support Services | 13300 | 126100 | Contract Service | 3,989 |
| 5275130020 | Student Support Services | 13300 | 131000 | Supplies | 4,205 |
| 5275130020 | Student Support Services | 13300 | 131100 | Classroom Supplies | 2,046 |
| 5275130020 | Student Support Services | 13300 | 131150 | Printing/Copier Supplies | 2,007 |
| 5275130020 | Student Support Services | 13300 | 131300 | Postage | 1,115 |
| 5275130020 | Student Support Services | 13300 | 131900 | Non-Capitalized Equipment | 12,657 |
| 5275130020 | Student Support Services | 13300 | 132150 | Telephone Expense | 1,001 |
| 5275130020 | Student Support Services | 13300 | 138400 | Overhead/Indirect Charges | 21,039 |
| 5275130020 | Student Support Services | 13300 | 138500 | Other Cost | 31 |
| 5275130020 | Student Support Services | 13300 | 138503 | Student Activities | 8,886 |
| 5275130020 | Student Support Services | 13300 | 141100 | Travel | 7,300 |
| 5275130020 | Student Support Services | 13300 | 143100 | Travel-Student | 7,879 |
| 5275130020 | Student Support Services | 13300 | 180100 | Scholarships (GT=T&F-Adult) | 12,009 |
| 5275130020 | Student Support Services | 13300 | 180200 | Grant-Student Books-Adult | 1,231 |
| 5275130020 Total | | | | | 296,035 |
| 5275150021 | LC STEM Project | 13300 | 111000 | Salaries-Faculty | 100,194 |
| 5275150021 | LC STEM Project | 13300 | 111020 | Salaries-Faculty PT/Overload | 20,000 |
| 5275150021 | LC STEM Project | 13300 | 111035 | Stipends | 9,636 |
| 5275150021 | LC STEM Project | 13300 | 113000 | Salaries-Administrative Support | 235,974 |
| 5275150021 | LC STEM Project | 13300 | 114000 | Salaries-Classified Staff | 151,610 |
| 5275150021 | LC STEM Project | 13300 | 114020 | PT Salaries-Classified Staff | 136,933 |
| 5275150021 | LC STEM Project | 13300 | 121000 | Employer Medicare | 1,066 |
| 5275150021 | LC STEM Project | 13300 | 121100 | FICA | 2,538 |
| 5275150021 | LC STEM Project | 13300 | 121200 | Group Insurance-Staff | 114,996 |
| 5275150021 | LC STEM Project | 13300 | 122200 | State Retirement Match-Grants | 3,006 |
| 5275150021 | LC STEM Project | 13300 | 122350 | Retirement-New Member Surcharge | 7,227 |
| 5275150021 | LC STEM Project | 13300 | 126100 | Contract Service | 159,149 |
| 5275150021 | LC STEM Project | 13300 | 131000 | Supplies | 3,383 |
| 5275150021 | LC STEM Project | 13300 | 131100 | Classroom Supplies | 7,677 |
| 5275150021 | LC STEM Project | 13300 | 131150 | Printing/Copier Supplies | 1,505 |

Lee College District
Operating Expense Budget - All Funds
Fiscal Year Ending August 31, 2020

| Department | Description | Fund | Account | Account Description | |
|-------------------------|-------------------------------|-------|---------|---------------------------------|------------------|
| 5275150021 | LC STEM Project | 13300 | 131900 | Non-Capitalized Equipment | 125,946 |
| 5275150021 | LC STEM Project | 13300 | 132150 | Telephone Expense | 61 |
| 5275150021 | LC STEM Project | 13300 | 138310 | Registration Fees | 6,326 |
| 5275150021 | LC STEM Project | 13300 | 141100 | Travel | 22,964 |
| 5275150021 | LC STEM Project | 13300 | 180100 | Scholarships (GT=T&F-Adult) | 320,706 |
| 5275150021 Total | | | | | 1,430,896 |
| 5275160018 | First In The World 2015-18 | 13300 | 111000 | Salaries-Faculty | 0 |
| 5275160018 | First In The World 2015-18 | 13300 | 111030 | Overtime | 33 |
| 5275160018 | First In The World 2015-18 | 13300 | 111035 | Stipends | 101 |
| 5275160018 | First In The World 2015-18 | 13300 | 113000 | Salaries-Administrative Support | 458 |
| 5275160018 | First In The World 2015-18 | 13300 | 113020 | PT Salaries-Admin Support | 2,236 |
| 5275160018 | First In The World 2015-18 | 13300 | 114000 | Salaries-Classified Staff | 1 |
| 5275160018 | First In The World 2015-18 | 13300 | 121000 | Employer Medicare | 183 |
| 5275160018 | First In The World 2015-18 | 13300 | 121100 | FICA | 383 |
| 5275160018 | First In The World 2015-18 | 13300 | 121200 | Group Insurance-Staff | 2,088 |
| 5275160018 | First In The World 2015-18 | 13300 | 122200 | State Retirement Match-Grants | 352 |
| 5275160018 | First In The World 2015-18 | 13300 | 122250 | ORP Contributions (1.19%) | 10 |
| 5275160018 | First In The World 2015-18 | 13300 | 126100 | Contract Service | 2,776 |
| 5275160018 | First In The World 2015-18 | 13300 | 131000 | Supplies | 3,191 |
| 5275160018 | First In The World 2015-18 | 13300 | 131100 | Classroom Supplies | 106 |
| 5275160018 | First In The World 2015-18 | 13300 | 132150 | Telephone Expense | 123 |
| 5275160018 | First In The World 2015-18 | 13300 | 138400 | Overhead/Indirect Charges | 871 |
| 5275160018 | First In The World 2015-18 | 13300 | 180200 | Grant-Student Books-Adult | 9,257 |
| 5275160018 Total | | | | | 22,169 |
| 4513100021 | Ed Opportunity Cntr Match | 13600 | 180100 | Scholarships (GT=T&F-Adult) | 1,050 |
| 4513100021 Total | | | | | 1,050 |
| 4515912020 | SBDC Program Income 2020 | 13600 | 126100 | Contract Service | 1,450 |
| 4515912020 | SBDC Program Income 2020 | 13600 | 138500 | Other Cost | 11,818 |
| 4515912020 | SBDC Program Income 2020 | 13600 | 138700 | Discretionary Funds | 7,203 |
| 4515912020 | SBDC Program Income 2020 | 13600 | 141100 | Travel | 1,002 |
| 4515912020 Total | | | | | 21,473 |
| 5213990000 | Energy Venture Camp | 13600 | 131100 | Classroom Supplies | 4,138 |
| 5213990000 | Energy Venture Camp | 13600 | 131150 | Printing/Copier Supplies | 59 |
| 5213990000 | Energy Venture Camp | 13600 | 131300 | Postage | 16 |
| 5213990000 | Energy Venture Camp | 13600 | 138200 | Advertising | 500 |
| 5213990000 | Energy Venture Camp | 13600 | 141100 | Travel | 11 |
| 5213990000 | Energy Venture Camp | 13600 | 143100 | Travel-Student | 804 |
| 5213990000 Total | | | | | 5,528 |
| 5281170000 | Exxon Industrial Contribution | 13600 | 131900 | Non-Capitalized Equipment | 132,329 |
| 5281170000 Total | | | | | 132,329 |
| 5284100000 | Baytown Concert Band | 13600 | 131000 | Supplies | 123 |
| 5284100000 | Baytown Concert Band | 13600 | 138500 | Other Cost | 870 |
| 5284100000 Total | | | | | 993 |
| 5285500003 | ExxonMobil CCPI | 13600 | 113000 | Salaries-Administrative Support | 43,158 |
| 5285500003 | ExxonMobil CCPI | 13600 | 121000 | Employer Medicare | 623 |
| 5285500003 | ExxonMobil CCPI | 13600 | 121100 | FICA | 2,663 |
| 5285500003 | ExxonMobil CCPI | 13600 | 121200 | Group Insurance-Staff | 4,999 |
| 5285500003 | ExxonMobil CCPI | 13600 | 122200 | State Retirement Match-Grants | 2,935 |
| 5285500003 | ExxonMobil CCPI | 13600 | 126100 | Contract Service | 35,662 |
| 5285500003 | ExxonMobil CCPI | 13600 | 131120 | Food | 1,000 |
| 5285500003 | ExxonMobil CCPI | 13600 | 141100 | Travel | 159 |
| 5285500003 | ExxonMobil CCPI | 13600 | 180100 | Scholarships (GT=T&F-Adult) | 45,000 |
| 5285500003 Total | | | | | 136,198 |
| 5285660019 | Temple Foundation GRAD Café | 13600 | 131000 | Supplies | 2,335 |
| 5285660019 | Temple Foundation GRAD Café | 13600 | 180100 | Scholarships (GT=T&F-Adult) | 2,153 |
| 5285660019 Total | | | | | 4,488 |
| 5285670019 | UTA Dana Center | 13600 | 141100 | Travel | 2,849 |

Lee College District
Operating Expense Budget - All Funds
Fiscal Year Ending August 31, 2020

| Department | Description | Fund | Account | Account Description | |
|-------------------------|--------------------------------|-------|---------|-------------------------------|------------------|
| 5285670019 Total | | | | | 2,849 |
| 5285725016 | Liberty EDC - LC Ed Center | 13600 | 131900 | Non-Capitalized Equipment | 274 |
| 5285725016 Total | | | | | 274 |
| 5285726016 | Dayton EDC - LC Ed Center | 13600 | 131900 | Non-Capitalized Equipment | 13,986 |
| 5285726016 Total | | | | | 13,986 |
| 5285750024 | Trellis Huntsville Scholarship | 13600 | 180100 | Scholarships (GT=T&F-Adult) | 25,000 |
| 5285750024 Total | | | | | 25,000 |
| 5285830017 | Texas Mutual Insurance Grant | 13600 | 111020 | Salaries-Faculty PT/Overload | 16,692 |
| 5285830017 | Texas Mutual Insurance Grant | 13600 | 121000 | Employer Medicare | 21 |
| 5285830017 | Texas Mutual Insurance Grant | 13600 | 121100 | FICA | 279 |
| 5285830017 | Texas Mutual Insurance Grant | 13600 | 122200 | State Retirement Match-Grants | 20 |
| 5285830017 | Texas Mutual Insurance Grant | 13600 | 126100 | Contract Service | 13,760 |
| 5285830017 | Texas Mutual Insurance Grant | 13600 | 126200 | Instruction Contract Service | 2,815 |
| 5285830017 | Texas Mutual Insurance Grant | 13600 | 126300 | Workforce Office Services | 20,735 |
| 5285830017 | Texas Mutual Insurance Grant | 13600 | 131000 | Supplies | 10,056 |
| 5285830017 | Texas Mutual Insurance Grant | 13600 | 131120 | Food | 5,743 |
| 5285830017 | Texas Mutual Insurance Grant | 13600 | 131150 | Printing/Copier Supplies | 148 |
| 5285830017 | Texas Mutual Insurance Grant | 13600 | 138200 | Advertising | 4,854 |
| 5285830017 | Texas Mutual Insurance Grant | 13600 | 138210 | Promotional Items | 4,000 |
| 5285830017 | Texas Mutual Insurance Grant | 13600 | 141100 | Travel | 812 |
| 5285830017 Total | | | | | 79,935 |
| 5285831019 | Texans Staning Tall SBI | 13600 | 131000 | Supplies | 1,960 |
| 5285831019 Total | | | | | 1,960 |
| 5285835020 | Texas Higher Ed Foundation | 13600 | 126100 | Contract Service | 5,000 |
| 5285835020 | Texas Higher Ed Foundation | 13600 | 131100 | Classroom Supplies | 1,600 |
| 5285835020 | Texas Higher Ed Foundation | 13600 | 131150 | Printing/Copier Supplies | 336 |
| 5285835020 | Texas Higher Ed Foundation | 13600 | 151000 | Computer Software | 2,500 |
| 5285835020 Total | | | | | 9,436 |
| 5285840020 | MD Anderson - UVR Grant | 13600 | 114020 | PT Salaries-Classified Staff | 8,425 |
| 5285840020 | MD Anderson - UVR Grant | 13600 | 121000 | Employer Medicare | 200 |
| 5285840020 | MD Anderson - UVR Grant | 13600 | 126100 | Contract Service | 6,500 |
| 5285840020 | MD Anderson - UVR Grant | 13600 | 131000 | Supplies | 11,680 |
| 5285840020 | MD Anderson - UVR Grant | 13600 | 131150 | Printing/Copier Supplies | 3,531 |
| 5285840020 | MD Anderson - UVR Grant | 13600 | 138210 | Promotional Items | 1,000 |
| 5285840020 | MD Anderson - UVR Grant | 13600 | 141100 | Travel | 3,776 |
| 5285840020 | MD Anderson - UVR Grant | 13600 | 150100 | Equipment | 25,000 |
| 5285840020 Total | | | | | 60,111 |
| 5287000002 | Chambers Writing Lab | 13600 | 126100 | Contract Service | 1,435 |
| 5287000002 | Chambers Writing Lab | 13600 | 131900 | Non-Capitalized Equipment | 5,648 |
| 5287000002 Total | | | | | 7,083 |
| 5287000003 | Phillips 66 | 13600 | 131000 | Supplies | 1,541 |
| 5287000003 Total | | | | | 1,541 |
| 5287000004 | Chambers - Speech Commun Lab | 13600 | 131000 | Supplies | 10,000 |
| 5287000004 | Chambers - Speech Commun Lab | 13600 | 131900 | Non-Capitalized Equipment | 140,000 |
| 5287000004 Total | | | | | 150,000 |
| 5251350019 | TWC Skills for Small Business | 13700 | 138400 | Overhead/Indirect Charges | 184 |
| 5251350019 | TWC Skills for Small Business | 13700 | 180100 | Scholarships (GT=T&F-Adult) | 3,686 |
| 5251350019 Total | | | | | 3,870 |
| 5257020020 | Texas College Work Study 2020 | 13700 | 115000 | Salaries-Student Assistants | 24,084 |
| 5257020020 Total | | | | | 24,084 |
| 5257230020 | TEOG 2020 | 13700 | 180100 | Scholarships (GT=T&F-Adult) | 488,942 |
| 5257230020 Total | | | | | 488,942 |
| 1760330000 | GO SER 2015 REFUNDING BONDS | 14920 | 138350 | Interest Payment | 24,660 |
| 1760330000 | GO SER 2015 REFUNDING BONDS | 14920 | 138610 | Principal Retirement | 1,655,000 |
| 1760330000 | GO SER 2015 REFUNDING BONDS | 14920 | 138620 | Paying Agent Fees | 8,250 |
| 1760330000 Total | | | | | 1,687,910 |
| 1760350000 | Revenue Refunding Series 2010 | 14920 | 138350 | Interest Payment | 155,511 |

Lee College District
Operating Expense Budget - All Funds
Fiscal Year Ending August 31, 2020

| Department | Description | Fund | Account | Account Description | |
|-------------------------|-------------------------------|-------|---------|----------------------|-------------------|
| 1760350000 | Revenue Refunding Series 2010 | 14920 | 138610 | Principal Retirement | 970,000 |
| 1760350000 Total | | | | | 1,125,511 |
| 1760360000 | GO SER 13 REFUNDING BONDS | 14920 | 138350 | Interest Payment | 1,850,206 |
| 1760360000 Total | | | | | 1,850,206 |
| 1760370000 | Rev Interest/Sinking 2018 | 14920 | 138350 | Interest Payment | 456,138 |
| 1760370000 | Rev Interest/Sinking 2018 | 14920 | 138650 | Other Debt Costs | 2,215 |
| 1760370000 Total | | | | | 458,353 |
| Grand Total | | | | | 79,957,734 |